



Blum South Africa
Catalogue
2024/2025

www.blum.com



About Blum South Africa



Established in 1952 in Austria, Blum specialises in the manufacture of high-quality fittings for furniture. The company is globally recognised for its innovative products, precise engineering, and dedication to sustainability, positioning it as a leading supplier for both residential and commercial furniture applications.

Blum South Africa: A subsidiary of the Blum Group, with showrooms and branches in Gauteng, KwaZulu Natal, Western and Eastern Cape. With large warehouse storage capacity, Blum South Africa can service the entire Southern African region reaching far up North into Africa allowing for reliable availability.

Innovation: We are committed to offering the latest and most innovative solutions on the market. This allows us to stay ahead of the competition and provide our customers with the most advanced and efficient products.

Quality: Blum prioritises quality in all its products, ensuring that every piece of hardware is built to last for the lifetime of furniture.

Customisation: We offer a wide range of products and solutions, which can be tailored to meet the specific needs of each customer. Our solutions help customers create the perfect furniture for their needs and preferences.

Expertise: With years of experience in the industry, Blum has a deep understanding of the needs of South African designers, architects and homeowners. This allows us to provide a high level of expertise and service to our customers.

Sustainable Solutions: Blum is committed to promoting sustainability and eco-friendliness, offering products that are built to last and minimise waste. This aligns with the growing trend towards environmentally conscious and sustainable design solutions in the South African market.

Showrooms



Sandton

Everyone is welcome:
Open to Trade and Public

Opening hours:
Monday – Thursday 8h00 to 16h30,
Friday 08h00 to 16h00

Closed:
Saturdays and public holidays

Connect with us



Telephone:
Sandton: +27 11 444 8118
Cape Town: +27 21 555 2282
Durban: +27 31 579 2620
Gqeberha: +27 41 581 0219

E-mail:
enquiries.bza@blum.com

Website:
www.blum.com



Visit a showroom to experience Blum products firsthand

- 1 - REVEGO pocket system
- 2 - History of Blum
- 3 - Fully functional kitchen





4



5

- 4 - Full functional kitchen
- 5 - Blum Inspirations - Bathroom
- 6 - Blum Inspirations - Training / Specifier assistance



Contact us to book a showroom tour.



6

Scan these QR codes to see our most popular and helpful online apps

Blum website

Creating furniture fittings for a better quality of living is one of our main goals. We manufacture lift, hinge, pull-out and pocket systems for furniture and provide complementary services and assembly devices.



Register for E-SERVICES

Our E-SERVICES support you online – at any time, wherever you are. They support you through one or more process steps throughout your entire process chain. You can therefore work more efficiently and achieve the result you want faster.



Online Cabinet Configurator

Total support from planning to manufacturing. Plan entire cabinets in your web browser – free of charge and without any manual updates.



Online Product Configurator

Easy. Fast. Digital. Our Product Configurator helps you find the right fittings for your furniture designs on your PC, tablet or smartphone - without the installation of software or updates.



Identifying original Blum products




Original Blum Quality

Make sure you are using the original! Blum fittings are designed for optimal function in everyday life, stand for innovative technology and inspire with high quality of motion. You can rely on Blum quality for the lifetime of the furniture.



EASY ASSEMBLY app



Digital assembly tool for smartphones and tablets

Instructions | Assembly videos | Safety information
Precise adjustment | Interactive applications

Free download:



Social media platforms

Share your projects with us. Let's build our social communities together.



GET CONNECTED INSPIRED CREATIVE



Services for designers of interior spaces

Your creative furniture design ideas and our well-thought-out product solutions create inspiring home environments. Our detailed tender documents make your projects easier. Get started!



Blum Inspirations website

At Blum Inspirations, you'll find exciting ideas for a better quality of living and a modern lifestyle – with innovative solutions for every area and tips on ergonomics, storage space, motion and design. We monitor global trends and carry out our own research, and we are happy to share our findings with you.



Zone Planner

Find out how much storage space is required to assist with kitchen design.



i

List of services for designers of interior spaces

E-Services

- Online Product Configurator
- Online Cabinet Configurator
- Specification Texts

Support

- Specification assistance
- CAD cabinet library

Inspirations

- Workshops / Product training
- Trend reports
- Inspirations magazine
- Showrooms (book a tour)
- Zone Planner

Networking

- DAS Conferences

YOU WOULD LIKE...

WE HAVE...

Motion technologies



Soft close / quiet close / dampened closing
Silent system / anti-slam / bluemotion /
Soft motion

Electronic / handleless

Touch-to-open for integrated fridge /
Handle-less / electronic opening for
fridge/freezer

Push-to-open / push open / tipmatic

Touch-to-open-push-to-close
Touch-to-open-soft-close

BLUMOTION

SERVO-DRIVE electrical support system

SERVO-DRIVE flex

TIP-ON

TIP-ON BLUMOTION

Lift systems



Upper cabinets / overhead doors / lift ups /
Swing ups / flap systems / flap doors

Single lift / single flap system

Small lift system similar to gas lifts / gas shocks

Double door lift / bi-fold / two-part door

Parallel lift system / microwave door lift

Up and over system

AVENTOS lift systems

AVENTOS HK top

AVENTOS HK-XS

AVENTOS HF top for bi-fold fronts

AVENTOS HL top

AVENTOS HS top

Hinge systems



Door closers

Glass door hinge

Push-to-open hinge / handle-less / tip-matic

Soft-close hinge

Reach in / post hinge

Corner hinges

Pie cut hinge

Shared panel hinge

Pantry hinge

Click-on hinge

Straight hinge

165° hinge

Thick door hinge

Thin door hinge

Slide-on hinge

Base plate

Plastic grommet

Hinges / hinge systems

CRISTALLO hinge

Unsprung hinge

CLIP top BLUMOTION hinge

Blind corner

170°/155° protrusion hinges

Bi-fold hinge

Half overlay / dual application

45° hinge

CLIP top hinge

Overlay application / Full overlay

170° hinge

Profile / 110° special hinge

EXPANDO T hinge

MODUL hinge

Mounting plate

Dowel

YOU WOULD LIKE...

WE HAVE...

Box systems



Metal drawers / metal sides / drawer box / cabinet drawer / modular drawer

Hidden drawers

Wrap around drawer / U-shaped drawer

Glass sides

Colour: Rusted

Box systems - **LEGRABOX, MERIVOBX, TANDEMBOX, METABOX**


Internal / inner drawer

Sink drawer

Design elements

Colour: Noble rust

Runner systems



Drawer slides / glides / tracks / rails

Side mounts

Hidden rails / mounts / underslung

Wooden / timber drawer

Partial extension

Runner systems - **MOVENTO, TANDEM**

None

Under mounts / under mounted runners

Runners for wooden drawers

Single and 7/8 extension

Pocket systems



Slide-in doors / pocket doors / hidden doors / disappearing doors / concealed sliding doors / folding sliding doors

REVEGO pocket system

Inner dividing systems



Drawer organisers / drawer dividers / kitchen organisers / storage organisers / internals / inserts / partition systems

Stainless steel containers

Internal tray / utensil tray / tray inserts

Organisation / organising boxes

Magnetic dividers

Inner dividing systems - **ORGA-LINE** and **AMBIA-LINE**

ORGA-LINE cutlery containers

Cutlery tray

ORGA-LINE / AMBIA-LINE

AMBIA-LINE frames

Cabinet applications



Grocery cupboard / grocery drawers / pantry / larder / tall cabinet for groceries

Spice drawers / spice pull-outs / spice cabinet

Kick-plate drawer / step / ladder / plinth storage

SPACE TOWER

SPACE TWIN

SPACE STEP

Table of Contents

About Blum




1

1 - About Blum

QR codes to online apps	4
Guide to Blum product names	6
Blum South Africa Guarantee	10
Cleaning instructions	11
Blum Inspirations	12
Sustainability at Blum	14
Latest innovations	18
Standards and certifications	
AVENTOS lift systems REVEGO	

Innovative solutions



2

2 - Cabinet applications and innovative solutions from Blum South Africa

Overview	21	All-in-one solutions:	28
SPACE TOWER	22	Overview	29
SPACE STEP	24	Bin solutions	30
SPACE TWIN	25	SPACE TWIN solutions	38
Sink cabinet	26	SPACE STEP solutions	45
Cabinet doors as entrances	27	SPACE TOWER solutions	46
		Vegetable drawer solutions	48

Motion technologies



3

3 - Motion technologies

Overview	51
BLUMOTION SERVO-DRIVE TIP-ON BLUMOTION TIP-ON	52
For Lift systems Hinge systems Box systems Runner systems Pocket systems	
Applications	54
SERVO-DRIVE single applications	55
For integrated appliances SERVO-DRIVE flex	
For AVENTOS and waste pull-outs SERVO-DRIVE uno	

Lift systems



4

4 - AVENTOS lift systems for wall cabinets

Overview	57	AVENTOS range	64
AVENTOS HF top– bi-fold	58	Table of comparison	
AVENTOS HS top– up and over	59	Applications	66
AVENTOS HL top – lift up	60	Additional information and FAQs	68
AVENTOS HK top – stay lift	61		
AVENTOS HK-XS – stay lift	62		
AVENTOS HKi – integrated stay lift	63		

Hinge systems



5

5 - Hinge systems

Overview	71	Applications	79
CLIP top BLUMOTION	72	Additional information and FAQs	81
CLIP top hinges	73		
BLUMOTION for doors	74		
TIP-ON for handle-less furniture	75		
Overview of range	76		
MODUL hinges	78		

Box systems



6

6 - Box systems (metal drawer sides)

Overview	83	TANDEMBOX - with gallery	100
LEGRABOX	84	TANDEMBOX applications	102
LEGRABOX pure LEGRABOX free		METABOX	104
myLEGRABOX special edition		Range of box systems	106
LEGRABOX applications	90	Table of comparison	
MERIVOBX	94	Additional information and FAQs	108
BOXCAP gallery BOXCOVER			
MERIVOBX applications	98		



7 - Runner systems for wooden drawers

Overview		111
MOVENTO		112
TANDEM		113
Applications		114
Additional information and FAQs		117

Runner systems



8 - Inner dividing systems for organisation of drawer interiors

Overview for box systems:	119	ORGA-LINE kitchen accessories	136
AMBIA-LINE	120	Ordering guide	
for LEGRABOX MERIVOBX		Overview for wooden drawers:	139
Ordering guide and applications	122	ORGA-LINE	140
AMBIA-LINE kitchen accessories	128	for MOVENTO TANDEM	
Ordering guide		Ordering guide	
ORGA-LINE for TANDEMBOX	130	Additional information and FAQs	142
Ordering guide and applications		Quick Start Guide	143

Inner dividers



9 - Pocket systems

Overview		145
REVEGO		146
Single door applications - REVEGO uno Double door applications - REVEGO duo		
Single and double door combined - REVEGO uno + duo		
Technical data Floor mounted Worktop mounted		148
Component overview		152
Applications		153
Additional information and FAQs		156

Pocket systems



10 - Blum services

Overview		161
Digital services:		163
Marketing Media Library Product Database Product Configurator		
Cabinet Configurator CAD/CAM data service EASY ASSEMBLY app		
Machinery		174
Assembly devices Templates and jigs		175

Blum services



11 - Further products

Overview		177
Fixings for thin fronts of 8mm	EXPANDO T	178
Wall hanging brackets		179
Cabinet connectors		179

Further products



12 - Training | Workshops

Overview		181
Training and workshops - Design		182
For designers, architects and industry professionals		
Ideas for practical kitchens (intro) Workflow Space Motion		183
Product training - Install		187
For fitters and manufacturers		
moving ideas - Let us work together		188

Training | Workshops

Our goal is to ensure that our fittings systems provide comfort and function to furniture buyers for as long as the furniture is in use. All Blum products are engineered to provide for problem-free-use of the furniture during its lifetime, which is about 20 years. We achieve this goal by using the strictest internal guidelines that are the basis for our ISO 9001 quality management system. We also use our own testing laboratory in conjunction with other international testing organisations to monitor the quality of our products on a regular basis and observe how they are used in daily activities. More information about our testing standards can be found on our website and in our technical catalogue.

- Hinges are tested to 200 000 opening and closing cycles.
- Box and runner systems are tested to 100 000* times fully loaded.
- Lift systems are tested to 80 000** opening and closing movements.
- Pocket systems are tested to 40 000 opening and closing movements.

* TANDEM 7/8 runner systems are tested to 50 000 times fully loaded.

** AVENTOS HKi are tested to 50 000 opening and closing cycles.

As a gesture of goodwill, we will replace defective Blum products with new replacement parts, free of charge. This warranty applies only where Blum Products have been installed, used, cleaned and/or maintained in accordance with instructions provided by or on behalf of Blum. Cleaning instructions are included on the reverse side for your convenience.

It is important to note that while Blum hinges are corrosion resistant, they can still be affected by external influences such as air pollutants, climatic conditions (eg. salt and high humidity in coastal regions), handling, cleaning and structural conditions during assembly.

To the fullest extent permitted by law, all other claims are excluded, including any related labour costs regarding removal of the defective product and/or installation of the replacement part. Improper use as well as improper operation or excessive loads are also excluded. A claim for defective Blum products in furniture used for commercial purposes will be handled on a case-by-case basis.

Blum warrants the function of SERVO-DRIVE electrical components for a period of 60 months (5 years) from the date of shipment by Blum Austria. This warranty is strictly limited to SERVO-DRIVE electrical components originally provided by Blum South Africa and installed correctly using Blum's installation instructions.

To obtain the free of charge exchange, the owner must provide us with the defective product, a short description of the problem, as well as a copy of the proof-of-purchase, within 30 days of the problem occurring. All services are provided without acknowledgement of any legal responsibility and are at any time subject to change without further

Blum South Africa (PTY) Ltd

KwaZulu Natal, Durban: Unit 6, 23 Riverhorse Road, Riverhorse Valley, 4017
Gauteng, Sandton: 12 Commerce Crescent, Sandown, 2196
W.Cape, Cape Town: Unit 10 Woodbridge Business Park, Koeberg Road, Milnerton, 7441
E.Cape, Gqeberha: 32 6th Avenue, Walmer, Gqeberha, 6070

Tel: +27 (31) 579 2620
Tel: +27 (11) 444 8118
Tel: +27 (21) 555 2282
Tel: +27 (41) 581 0219

E-mail: enquiries.bza@blum.com

Our sites in Austria, Poland and China are certified to the international standards mentioned below.
Our site in the USA is certified to ISO 9001.
Our site in Brazil is certified to ISO 9001, ISO 14001 and ISO 45001.



www.blum.com

Scan this QR code to visit our website, for more information.




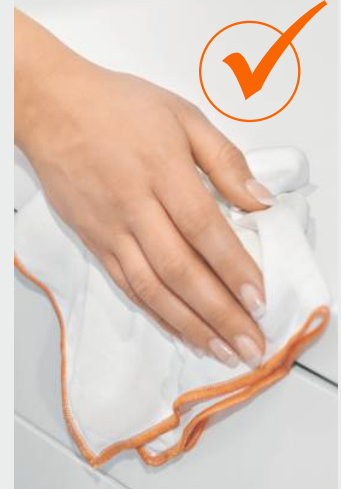


Follow our practical cleaning instructions to maintain quality. All Blum products are subject to extensive quality tests and should give pleasure for the lifetime of the furniture.



The best way to clean your Blum fittings is as follows:

- Use a damp (not wet) clean cloth, and clean water only.
- Use a soft, lint-free cloth or chamois leather.
- Always wipe the furniture again afterwards with a dry cloth.
- All counter top, plaster and paint work must be completed before installing runner systems, as the subsequent dust might adversely affect the function.
- Wipe off dirt as soon as it appears.
- Runners may be vacuumed.
- ORGA-LINE containers are dishwasher safe.



Please take note of the following:

- Do not use cleaning liquids on the hardware as additives will destroy the nickel coating and cause rust.
- Do not use steam cleaners.
- Do not use cleaning products, such as abrasive powder, steel wool and scourers.
- Do not use cleaning agents such as acetone, chlorine, cellulose thinner and solutions whose names start with tri- or tetra-.
- Do not store open containers of cleaning products such as: baking powder, dishwasher products or table salt.
- Fumes can cause corrosion on all metal surfaces.



Ideas from Blum for a higher quality of living

1

No matter if you're in a house or an apartment, whether it is big or small – we have inspiring cabinet solutions for a variety of different living areas. In addition, we provide you with practical information around ergonomics, storage space maximisation, top quality motion and design.

At blum-inspirations.com, you will find everything you need for implementing these furniture ideas, such as appropriate services. We would be happy to tell you more – just get in touch!

blum

Inspirations



SPACE STEP

This plinth solution enables ergonomic access to high levels in all living areas.

REVEGO

Pocket systems allow you to quickly open up functional spaces when you need them, and close them off again when they are not in use.





SPACE TOWER

This spacious larder unit offers convenient access to all storage items.

SPACE TWIN

This narrow cabinet opens up space for made-to-measure solutions, even in unexpected places.



Ergonomics

Wall cabinet fronts equipped with lift systems are better than hinged doors because they lift up and out of the way, providing full freedom of movement.

Design

Innovative fittings support your design ideas and enable you to implement the latest furniture trends.



Blum Inspirations



Foreword from the Managing Directors

Being sustainable is about taking responsibility for protecting our future and creating a world where our children and our children's children can thrive. As fathers and business leaders, we know that this responsibility lies with us. And it matters more now than ever before. The world we live in is changing fast and these changes are bringing with them enormous social, economic and environmental challenges.

If we are to overcome these challenges, we must shift our focus to the long term and think and act more sustainably. We must stop defining ourselves by our short-term successes and financial results, and instead develop strategies and actions that ensure our business is making a real difference in the long term. We must have the courage to change and establish a clear vision for our business that puts sustainable products and services centre stage.

How do we make this vision a reality?

We produce high-quality, high-performance products that are built to last for as long as possible. We establish closed-loop cycles for our raw materials and waste products and scrutinise every aspect of our procurement chains for our raw materials. We prioritise climate-friendly transport and logistics solutions and work hard to minimise our environmental impacts. And we invest in new sites and infrastructure, always conscious of the need to make them as sustainable as possible by minimising the footprint of our buildings, installing smart energy management systems and creating green roofs to promote biodiversity. As one of the largest employers in a vibrant economic region, we also continue to make training opportunities for young people a top priority. And we continue to uphold our commitment to creating an open and friendly working environment where all staff feel valued regardless of their gender, sexual orientation, ethnicity or religion.

In all these areas, we are continuously looking for ways we can do better – collecting ideas and taking targeted action to make our business more sustainable and fit for the future. We know that these are just the first steps and that there is still a long road ahead. But we'll tread this path together. Each and every one of us. Because sustainability impacts us all, including future generations.

Philipp Blum

Martin Blum

A handwritten signature in black ink, appearing to read 'Philipp Blum'.

A handwritten signature in black ink, appearing to read 'Martin Blum'.

Standards and certifications



As part of our wide-ranging sustainability agenda, we invite external organisations to audit and certify the sustainability measures in place across our company. As a global company, we seek to comply with internationally recognised standards wherever possible. We have been certified to ISO 9001 (Quality Management Systems) since 1991, to ISO 14001 (Environmental Management Systems) since 1997 and to ISO 50001 (Energy Management Systems) since 2012. To maintain compliance with these standards, we have introduced an integrated management system (IMS) with a modular set-up, which gives employees access to the specific management tools they need to ensure compliance with the relevant standards for their particular site and situation. We also partner with the Forest Stewardship Council (FSC®) to promote environmentally and socially responsible practices within the forestry and timber industries. We have been purchasing FSC-certified chipboard (self-build sets) since 2013, and since 2019 we have been using packaging and printed materials made exclusively from FSC-certified raw materials.

EN ISO 9001:2015 – Quality Management



Quality management systems enable us to deliver products and services that meet the required quality standards. They also help us to improve our performance and organisational structures, develop efficient processes and implement changes to make our business stronger and fit for the future. At Blum, our quality management system covers the development, manufacture and distribution of our hinge, box, runner, lift and pocket systems as well as our assembly devices for furniture fittings.

The ISO 14001 standard sets globally recognised standards for environmental management systems. In addition to complying with relevant legislation, companies can use an environmental management system to help them achieve the goals set out in their environmental policies. Blum has been certified to ISO 14001 since 1997. Since then, we have systematically improved our environmental performance by expanding our environmental agenda and introducing appropriate measures. Regular audits are conducted to ensure our actions remain both effective and compliant.

EN ISO 14001 – Environmental Management



EN ISO 50001 – Energy Management



The international ISO 50001 standard for energy management systems provides companies with a useful tool to help them continually improve their energy efficiency. By systematically recording their energy flows, companies gain access to the data they need to make informed decisions on strategies to improve their energy footprint.

For more than 25 years, the Forest Stewardship Council® has been advocating for the sustainable management of the world's forests. In order for products to carry the FSC® label, all companies involved in the product chain must undergo a strict certification process.

FSC® – Forest Stewardship Council



AVENTOS top – lift systems for masterful staging

AVENTOS top lift systems not only impress with a compact, modern design but also offer many other advantages, including fewer components, standardised fixing positions for lift mechanisms and front fixing brackets regardless of cabinet height, adaptive **BLUMOTION** soft-close setting and lift mechanism adjustment from the front. All these aspects simplify the manufacturing and assembly of **AVENTOS top**.



Uniform cover cap design for a harmonious aesthetic

The stylishly designed fittings can be used to produce exciting interiors: the lift mechanisms are concealed behind elegant cover caps in three colours.



Truly multi-talented thanks to integrated functions

Many features have been integrated into **AVENTOS top** to make manufacturing and assembly easier. For example, you decide how you want the lift mechanism installed. You can choose to use pre-mounted system screws or the integrated positioning system and chipboard screws.



A sophisticated ensemble thanks to a compact range

The new lift systems take up very little space in your warehouse. **AVENTOS top** is designed so that you only require a few components, but still have complete design freedom.





AVENTOS HF top - Lift system for large bi-fold fronts

The **AVENTOS HF top** has a two-part front that folds in the centre when opening. The bi-fold lift system is ideal for higher wall cabinets with large fronts because the handle remains easy to reach in any position.



AVENTOS HS top – the up and over lift system

Wall cabinet fronts equipped with **AVENTOS HS top** swing up and glide smoothly over the cabinet, making it ideal for large fronts. The lift system is also the perfect choice for cabinets with cornices or crown moulding.



AVENTOS HL top – the parallel lift system

Wall cabinet fronts equipped with **AVENTOS HL top** lift up parallel to the cabinet. The lift system is ideal for tall units or wall cabinets with cabinets positioned above them e.g. to conceal electrical appliances.



AVENTOS HKi – the integrated stay lift system

Thanks to its compact and slim design, **AVENTOS HKi** can be fully integrated into the cabinet side. The stay lift fitting blends seamlessly into the furniture and enables new design possibilities with high aesthetic quality. You receive pure furniture with complete design freedom.





REVEGO

Pocket systems for new space concepts



Efficient manufacturing thanks to pre-assembly and digital services


The well-thought-out pocket construction means **REVEGO** can be pre-assembled in the workshop or plant. This provides excellent protection during transport to the end user – and is both efficient and practical.

The Product Configurator facilitates product selection and provides checked parts lists, planning information and CAD data.



Quick and easy on-site installation

REVEGO pocket systems facilitate fast assembly and easy installation, so **REVEGO** can be fitted quickly and simply like any standard tall cabinet. The 3-dimensional adjustment features are easily accessible and intuitive to use.



The ultimate in convenience

REVEGO is so simple to implement that you might not realise the complexity that lies within the innovative fittings solution. Thanks to **TIP-ON** motion technology, users can open and close the large fronts with a single touch – no handle required.



A wide variety of unique design and combination options

REVEGO gives you maximum design freedom and inspires new approaches to planning room layouts. **REVEGO uno** and **REVEGO duo** can be combined if required, but also function independently. Whether it's used in large or small spaces, **REVEGO** lets you implement solutions with internal cabinetry as well as walk-in applications throughout the home.



REVEGO pocket system



All you need is SPACE

Use every inch of space with practical solutions from Blum. Well-thought-out cabinet solutions use minimal floor space and yet maximise storage and help keep homes tidy – especially useful in open plan living areas. Our ideas make it easy to create storage space in places you would never have thought possible.

Added value for every living area

From the kitchen, to the bathroom, to the hall – use the storage space available to you for baking utensils, hygiene items or shoes. Blum products let you create clever cabinet applications with all the runners and box systems from our range. This gives you a coherent look that still leaves plenty of scope for the design of cabinet interiors.



Cabinet applications for more storage space

SPACE TOWER

22



The ultimate solution for larder (pantry) units that is a convenient and ergonomic way to store food.

SPACE TOWER offers plenty of storage space, with inner pull-outs that can be opened individually for easy access to items.

Available in **LEGRABOX**, **MERIVOBX**, **TANDEMBOX**, **METABOX**

SPACE STEP

24



SPACE STEP brings multi-functionality to plinths.

SPACE STEP not only allows users to reach higher cabinets, but also creates extra storage space in the toe kick of base units. Two solutions rolled into one.

Choose different plinth options, implement with different box and runner systems and combine it with tried and tested Blum motion technologies.

SPACE TWIN

25



A practical solution for narrow cabinets - cabinet width (KB) 185–250mm

Blum's **SPACE TWIN**, for with diagonally offset runners creates additional storage space – without compromising stability or quality of motion. This is the ideal place to keep narrow items such as bottles, chopping boards, spices and baking trays.

Available for **LEGRABOX**, **MERIVOBX** and **TANDEMBOX** box systems as well as the **MOVENTO** runner system.

Sink cabinet

26



This sink cabinet uses every inch of storage space available.

It keeps worktops free and ensures that washing-up items are easy to access and are immediately to hand.

The cabinet can be implemented with **LEGRABOX**, **MERIVOBX** and **TANDEMBOX** components.

Cabinet doors as entrances

27



For small or large rooms, pantries, walk-in wardrobes or storage rooms: hinges by Blum allow you to redesign a space while enhancing the overall look.

Example: Create an inward opening door in the kitchen by swapping the hinge and mounting plate positions. The room behind it can be used as a hidden pantry.

Ample space for provisions

2



1

SPACE TOWER

- The ultimate flexible larder (pantry) unit with inner pull-outs
- Easy access from three sides
- Individually opening pull-outs allow for a complete overview and convenient removal from above
- Light operating forces even with heavily-laden pull-outs
- High backs and side panels guarantee secure stocking

- Available in: **LEGRABOX**, **MERIVOBX**, **TANDEMBOX** and **METABOX**
- Complemented with **AMBIA-LINE** | **ORGA-LINE** inner dividing systems to keep everything in order
- Flexible cabinet dimensions possible (W x D x H)

- Motion technologies: Standard with integrated **BLUMOTION** for soft and effortless closing



2



3



2

4



5

Examples:

- 1 - MERIVOBX in Indium grey matt
- 2 - LEGRABOX pure in Orion grey matt
- 3 - LEGRABOX free - 1200mm wide application
(Inox is available on special order)
- 4 - TANDEMBOX in Silk white matt
- 5 - LEGRABOX in Silk white matt, bathroom application
- 6 - TANDEMBOX in Orion grey matt



6

Extra storage space and concealed step

2



SPACE STEP

- This plinth solution can be used in a multitude of ways. For all kinds of items from baking utensils to shoes - SPACE STEP brings functionality to plinths in kitchens, bathrooms and hallways.
- Implement with Blum products, runners and box systems from our range, for drawer storage below the step.
- Combine with tried and tested Blum motion technologies.




Turn narrow cabinets into valuable storage



SPACE TWIN

- A practical solution for cabinet widths of 200mm.
- This is the ideal place to keep narrow items such as bottles, chopping boards, spices and baking trays.
- Blum's **SPACE TWIN** with diagonally offset runners creates additional storage space – without compromising stability or quality of motion.
- **SPACE TWIN** can be implemented with **LEGRABOX**, **MERIVOX** and **TANDEMBOX** box systems as well as the **MOVENTO** runner system.
- Combine with tried and tested Blum motion technologies.



2



Maximise storage capacity around the sink



Sink cabinet

- The U-shaped sink cabinet uses the space to the left and right of the sink and provides easy access to contents.
- It's ideal for clearing away sponges, washing-up liquid and tabs. It keeps worktops free and ensures that washing-up items are immediately to hand.
- The cabinet can be implemented with standard **LEGRABOX**, **MERIVOBX** and **TANDEMBOX** components, and Blum's motion technologies.
- Recommended for cabinet widths of 900mm or more.



Cabinet doors as entrances



2



Inward opening cabinet doors

- Whether in small or large rooms, whether doors to pantries, walk-in wardrobes or storage rooms: hinges by Blum allow you to redesign a space while enhancing the overall look.
- Inward opening cabinet doors are simple to implement with Blum **CLIP top BLUMOTION** hinges in nickel and onyx black.
- Swap the hinge and mounting plate positions of the **CLIP top BLUMOTION** hinges to create an inward opening door in the kitchen. The room behind it can be used as a hidden pantry.
- Soft-close **BLUMOTION** is integrated in the **CLIP top BLUMOTION 110°** hinge, ensuring that doors always shut softly – even when closed with force.

All-in-one solutions - Simple to order. Easy to install.



Blum South Africa offers a wide range of solutions that have been specially developed to simplify complicated cabinet configurations.

Ready for installation:

- Our solutions are packaged and supplied with all the necessary parts ready for easy installation into your carcasses and easy attachment to your cabinet fronts.
- The hardware is cut to size eg. gallery rails and cross-dividers.
- Brackets are drilled and attached.
- SPACE TWIN solutions include bases and backs supplied in 16mm melamine board.

Motion technology:

- All solutions are equipped standard with soft-close **BLUMOTION**.
- For handle-less furniture, **SERVO-DRIVE uno** can be added for electrical opening assistance.

Easy ordering:

- Our 'All-in-one solutions' are simple to order using our convenient single 'UNO' codes.



This range is constantly developing. Keep in contact with your rep.

Practical and convenient

Bin solutions

30

Accessories

36



The range includes bin solutions for various pull-out widths and box systems. Suitable for storage of waste, recycling and cleaning products.

Available in:
TANDEMBOX
MERIVOBX
LEGRABOX



SPACE TWIN solutions

38

Accessories

44



These provide versatile options for pull-outs in kitchens and bathrooms, with accessories for further organisation.

Available in:
TANDEMBOX
LEGRABOX



2

SPACE STEP solutions

45



These provide versatile options for pull-outs in kitchens and bathrooms, with accessories for further organisation.

For use with Blum drawer runner and box systems.

SPACE TOWER solutions

46



These provide versatile options for pull-outs in kitchens and bathrooms, with accessories for further organisation.

Available in:
METABOX
TANDEMBOX
MERIVOBX
LEGRABOX

Vegetable drawer solutions

48



These provide versatile options for pull-outs in kitchens and bathrooms, with accessories for further organisation.

Available in:
TANDEMBOX
LEGRABOX

TANDEMBOX bin solutions - for waste / recycling / cleaning

**TANDEMBOX bin solution
450mm and 500mm wide
with 2 x 26 litre bins**

Set contains:
All Blum hardware
2 x 26 litre dark grey, 450mm high bins
Lid cover plate

Excludes: [1] Lids for bins (order separately)

TANDEMBOX 450mm

NL	Width	BZA Code
500mm	450mm	
Silk white matt		UNO-1120
Orion grey matt		UNO-1110

TANDEMBOX 500mm

NL	Width	BZA Code
500mm	500mm	
Silk white matt		UNO-1122
Orion grey matt		UNO-1112

Handle-less fronts require:

SERVO-DRIVE uno	68-110
-----------------	---------------


**TANDEMBOX bin solution
450mm and 500mm wide
2 x 32 litre bins**

Set contains:
All Blum hardware
2 x 32 litre dark grey, 560mm high bins
Lid cover plate

TANDEMBOX 450mm

NL	Width	BZA Code
500mm	450mm	
Silk white matt		UNO-1121
Orion grey matt		UNO-1111

TANDEMBOX 500mm

NL	Width	BZA Code
500mm	500mm	
Silk white matt		UNO-1123
Orion grey matt		UNO-1113

Handle-less fronts require:

SERVO-DRIVE uno	68-110
-----------------	---------------





TANDEMBOX 600mm bin solution with SERVO-DRIVE uno UNO-1115 & 68-110

TANDEMBOX bin solution
600mm wide
2 bin configuration
2 x 35 litre bins

Set contains:
 All Blum hardware
 2 x 35 litre dark grey, 470mm high bins
 Lid cover plate

TANDEMBOX 600mm

NL	Width	BZA Code
500mm	600mm	
Silk white matt		UNO-1126
Orion grey matt		UNO-1115

Handle-less fronts require:

SERVO-DRIVE uno	68-110
-----------------	---------------



TANDEMBOX 600mm bin solution UNO-1124

TANDEMBOX bin solution
600mm wide
4 bin configuration
2 x 26 litre bins + 2 x 8 litre bins

Set contains:
 All Blum hardware
 2 x 26 litre and 2 x 8 litre dark grey, 450mm high bins
 Lid cover plate

TANDEMBOX 600mm

NL	Width	BZA Code
500mm	600mm	
Silk white matt		UNO-1124
Orion grey matt		UNO-1114

Handle-less fronts require:

SERVO-DRIVE uno	68-110
-----------------	---------------





TANDEMBOX 900mm bin solution
UNO-2017

**TANDEMBOX bin solution
900mm wide with standing bins
2 x 17 litre bins (with lids)
2 x 8 litre bins (with lids)
ORGA-LINE bottle set**

Set contains:
All Blum hardware
2 x 17 litre
2 X 8 litre 450mm high bins (dark grey)
2 x small lids
1 x Dust pan set, 1 x Cleaning set
ORGA-LINE bottle set

NL	Width	BZA Code
500mm	900mm	
Silk white matt		UNO-2017
Orion grey matt		UNO-2018

MERIVOBOX bin solutions



MERIVOBOX 450mm bin solution
UNO-1145

MERIVOBOX bin solution 450mm and 500mm wide with 2 x 26 litre bins / 2 x 32 litre bins

Set contains:
All Blum hardware
2 x 26 / 2 x 32 litre dark grey, 450mm high bins
Lid cover plate
Excludes bin lids

MERIVOBOX 450mm		2 x 26 litre bins	2 x 32 litre bins
NL	Width	BZA Code	BZA Code
500mm	450mm		
Indium grey matt		UNO-1145	UNO-1148
Orion grey matt		UNO-1150	UNO-1154
MERIVOBOX 500mm		2 x 26 litre bins	2 x 32 litre bins
NL	Width	BZA Code	BZA Code
500mm	500mm		
Indium grey matt		UNO-1146	UNO-1149
Orion grey matt		UNO-1155	UNO-1156
Handle-less fronts require:			
SERVO-DRIVE uno		68-110	68-110



MERIVOBOX 600mm bin solution
UNO-1147

MERIVOBOX bin solution 600mm wide 4 bin configuration 2 x 26 litre bins + 2 x 8 litre bins

Set contains:
All Blum hardware
2 x 26 litre and 2 x 8 litre dark grey,
450mm high bins
Lid cover plate

MERIVOBOX 600mm		
NL	Width	BZA Code
500mm	600mm	
Indium grey matt		UNO-1147
Orion grey matt		UNO-1153
Handle-less fronts require:		
SERVO-DRIVE uno		68-110

LEGRABOX bin solutions - for waste / recycling / cleaning

2



**LEGRABOX bin solution
450mm wide
2 x 26 litre bins**

Set contains:
All Blum hardware
2 x 26 litre 450mm high bins (dark grey)
Cover plates (dark grey)
Lid cover plate
Board base (grey or white)

LEGRABOX 450mm

NL	Width	BZA Code
500mm	450mm	
Silk white matt		UNO-1131
Orion grey matt		UNO-1130
Carbon black matt		UNO-1132

Handle-less fronts require:

SERVO-DRIVE uno	68-110
-----------------	---------------





LEGRABOX bin and cleaning solution - 900mm wide

Set contains:
 All Blum hardware
 2 x 17 litre
 2 X 8 litre 450mm high bins (dark grey)
 2 x small lids
 1 x Dust pan set, 1 x Cleaning set
 1 x RSP frame
 1 x AMBIA-LINE bottle set

NL	Width	BZA Code
500mm	900mm	
Orion grey matt		UNO-2052
Silk white matt		UNO-2053

Handle-less fronts require either:


SERVO-DRIVE uno	68-110
Or TIP-ON BLUMOTION	
920-2253 (x1), 428-1022 (x2), 428-1021 (x1)	



Bins


2

5,5 litre bin - dark grey



Height	Size	
220 mm	153 x 230mm	GNI-2447

12 litre bin - dark grey




Height	Size	
220mm	230 x 306mm	GNI-2448

8 litre bin - dark grey




Height	Size	
310 mm	153 x 230mm	GNI-2449

17 litre bin - dark grey



Height	Size	
310 mm	230 x 306mm	GNI-2450

26 litre bin - dark grey




Height	Size	
450 mm	230 x 306mm	GNI-2451

35 litre bin - dark grey

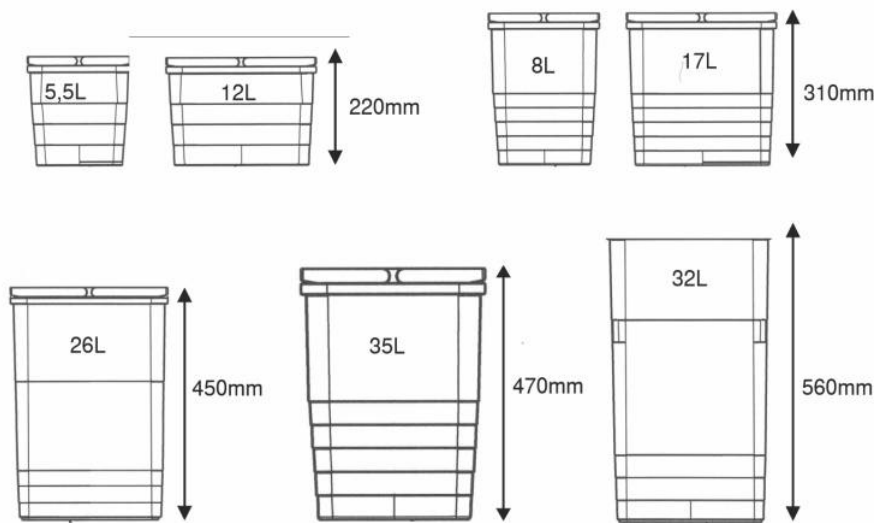


Height	Size	
470 mm	230 x 412mm	GNI-2453

32 litre bin - dark grey



Height	Size	
560 mm	230 x 306mm	GNI-2452



- The bins and accessories are injection moulded from recyclable polymers.
- The resistant finish makes them easy to clean.
- Practical carry handles on the bins make them easy to remove from drawers.

SERVO-DRIVE uno

SERVO-DRIVE uno KIT

Z10NA20EA

For handle-less bin solutions

UNO SERVO KIT	68-110
---------------	---------------

Lids for bins

Standard lid - Small & large

For bins:	
5,5 and 8 litre	GNI-2421
12, 17, 26 and 32 litre	GNI-2420

Storage lid - Large (5 compartments)

For bins:	
12, 17, 26 and 32 litre	GNI-2422



Dust pan and broom set

For bins:	
17 litre	GNI-2423

Cleaning set (bottle holder & drying frame)

For bins:	
17 litre	GNI-2424

Components for hanging bin solutions

Hanging frame for bins

NL	TANDEMBOX	
500mm	450mm	GNI-2429
	500mm	GNI-2430
	600mm	GNI-2431

Lid cover plate for bins

NL	Cabinet widths	
500mm	450mm	GNI-2426
	500mm	GNI-2427
	600mm	GNI-2428
	Suspension rails	2 per lid required GNI-2481

TANDEMBOX SPACE TWIN solutions - for kitchens and bathrooms

2



TANDEMBOX SPACE TWIN 200mm solution UNO-2106

TANDEMBOX SPACE TWIN solution 200mm wide

 Set contains:
 All Blum hardware
 Board bases and backs

NL	Width	BZA Code
500mm	200mm	
Silk white matt		UNO-2106
Orion grey matt		UNO-2103
Handle-less fronts require:		
SERVO-DRIVE uno		68-110



TANDEMBOX SPACE TWIN 200mm bathroom solution UNO-2106



TANDEMBOX SPACE TWIN 200mm kitchen solution UNO-2106



TANDEMBOX SPACE TWIN 300mm bathroom solution UNO-2101

TANDEMBOX SPACE TWIN solution 300mm wide

Set contains:
 All Blum hardware
 Including board bases and backs
 With or without ORGA-LINE accessories
 [1] Spice holders x2
 [2] Cross dividers for bottles

With ORGA-LINE accessories

NL	Width	BZA Code
500mm	300mm	
Silk white matt		UNO-2101
Orion grey matt		UNO-2104

Without ORGA-LINE accessories

NL	Width	BZA Code
500mm	300mm	
Silk white matt		UNO-2013
Orion grey matt		UNO-2014

Handle-less fronts require:

SERVO-DRIVE uno	68-110
-----------------	---------------

2



TANDEMBOX SPACE TWIN 300mm kitchen solution UNO-2104



TANDEMBOX SPACE TWIN 300mm kitchen solution UNO-2104



TANDEMBOX SPACE TWIN 450mm kitchen solution UNO-2032

TANDEMBOX SPACE TWIN solution with inner drawer 450mm wide

Set contains:
 All Blum hardware
 Including board bases and backs
 With or without ORGA-LINE accessories
 [1] Spice holders x2
 [2] Bottle set

With ORGA-LINE accessories

NL	Width	BZA Code
500mm	450mm	
Silk white matt		UNO-2102
Orion grey matt		UNO-2032

Without ORGA-LINE accessories

NL	Width	BZA Code
500mm	450mm	
Silk white matt		UNO-2015
Orion grey matt		UNO-2016

Handle-less fronts require:

SERVO-DRIVE uno	68-110
-----------------	---------------



TANDEMBOX SPACE TWIN 450mm kitchen solution UNO-2032



TANDEMBOX SPACE TWIN 450mm kitchen solution UNO-2102

LEGRABOX SPACE TWIN solutions - for kitchens and bathrooms



LEGRABOX pure SPACE TWIN solution 200mm wide		
Set contains: All Blum hardware Board bases and backs		
LEGRABOX pure		
NL	Width	BZA Code
500mm	200mm	
Silk white matt		UNO-2120
Orion grey matt		UNO-2110
Carbon black matt		UNO-2130
LEGRABOX free (excluding glass)		
NL	Width	BZA Code
500mm	200mm	
Silk white matt		UNO-2121
Orion grey matt		UNO-2111
Carbon black matt		UNO-2131





LEGRABOX pure SPACE TWIN 300mm kitchen solution UNO-2112

LEGRABOX pure SPACE TWIN solution 300mm wide

Set contains:
 All Blum hardware
 AMBIA-LINE accessories
 [1a] Spice holder (Code: 520-1019)
 [1b] RSP frame sold separately
 [2] Bottle set
 Board bases and backs

With AMBIA-LINE accessories

NL	Width	BZA Code
500mm	300mm	
Silk white matt		UNO-2122
Orion grey matt		UNO-2112
Carbon black matt		UNO-2132

Without AMBIA-LINE accessories

NL	Width	BZA Code
500mm	300mm	
Silk white matt		UNO-2035
Orion grey matt		UNO-2036
Carbon black matt		Pending

Handle-less fronts require:

SERVO-DRIVE uno	68-110
-----------------	---------------



LEGRABOX free SPACE TWIN 300mm kitchen solution UNO-2123

LEGRABOX free SPACE TWIN solution 300mm wide

Set contains:
 All Blum hardware
 AMBIA-LINE accessories
 [1a] Spice holder (Code: 520-1019)
 [1b] RSP frame sold separately
 [2] Bottle set
 Board bases and backs

With AMBIA-LINE accessories

NL	Width	BZA Code
500mm	300mm	
Silk white matt		UNO-2123
Orion grey matt		UNO-2113
Carbon black matt		UNO-2133

Without AMBIA-LINE accessories

NL	Width	BZA Code
500mm	300mm	
Silk white matt		Pending
Orion grey matt		Pending
Carbon black matt		Pending

Handle-less fronts require:

SERVO-DRIVE uno	68-110
-----------------	---------------



LEGRABOX pure SPACE TWIN 450mm kitchen solution UNO-2114

LEGRABOX pure/free SPACE TWIN solution 450mm wide

Set contains:
 All Blum hardware
 AMBIA-LINE accessories
 [1a] Spice holder (Code: 520-1019)
 [1b] RSP frame sold separately
 [2] Bottle set
 Board bases and backs

With AMBIA-LINE accessories

NL	Width	BZA Code	BZA Code
500mm	450mm	LEGRABOX pure	LEGRABOX free
Silk white matt		UNO-2124	UNO-2125
Orion grey matt		UNO-2114	UNO-2115
Carbon black matt		UNO-2134	UNO-2135

Without AMBIA-LINE accessories

NL	Width	BZA Code	BZA Code
500mm	450mm	LEGRABOX pure	LEGRABOX free
Silk white matt		UNO-2037	UNO-2050
Orion grey matt		UNO-2038	UNO-2049
Carbon black matt		UNO-2039	Pending

Handle-less fronts require:

SERVO-DRIVE uno	68-110	68-110
-----------------	---------------	---------------



LEGRABOX pure SPACE TWIN 450mm kitchen solution UNO-2124



LEGRABOX pure SPACE TWIN 450mm solution UNO-2114

ORGA-LINE spice holders for TANDEMBOX
ORGA-LINE spice holder 300mm


Drawer width	Width	BZA code
300 mm	212mm	66-130

ORGA-LINE spice holder 400mm


Drawer width	Width	BZA code
400 mm	312mm	66-131

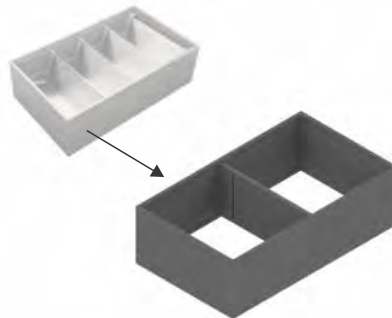
ORGA-LINE spice holder 450mm


Drawer width	Width	BZA code
450 mm	362mm	66-132

AMBIA-LINE spice holder and bottle set for LEGRABOX
AMBIA-LINE spice holder



*Excludes frame (sold separately)

Drawer width	Width	BZA code
300 / 450mm	300mm	
Stainless steel		520-1019

AMBIA-LINE frame for spice holder


*RSP frame only

Drawer width	Width	BZA code
300 / 450mm	300mm	
Orion grey matt		520-1041
Silk white matt		520-1040
Carbon black matt		520-1042

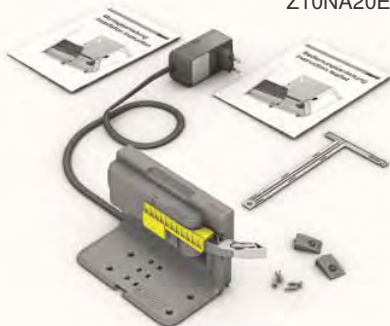
AMBIA-LINE bottle set


*Includes RS2 frame & cross dividers

Drawer width	Width	BZA code
300 / 450mm	200mm	
Orion grey matt		520-2009
Silk white matt		520-1058
Carbon black matt		520-2028

SERVO-DRIVE uno
SERVO-DRIVE uno KIT

Z10NA20EA



For handle-less SPACE TWIN solutions

UNO SERVO KIT	68-110
---------------	---------------

SPACE STEP solution for the plinth



Symbolic image

SPACE STEP solution (Drawer can be added for extra storage)

Set contains:
All Blum hardware for the SPACE STEP [1]
23mm rubberised plywood step

Excludes:
Runner/box system for base drawer [2]
This needs to be specified and ordered separately.

Step height maximum:	250mm
Step height minimum:	150mm (to accommodate drawer)
Carrying weight:	150kg (maximum)

NL	500mm	BZA Code
Cabinet Width		
600mm		UNO-8000
900mm		UNO-8001
1200mm		UNO-8003



Symbolic image



METABOX SPACE TOWER solution 600mm wide

Set contains:
All Blum hardware

5 internal pull-outs:
4 x height H
1 x height M

Excludes: Wooden fronts, bases and backs

METABOX

NL	Width	BZA Code
500mm	600mm	BZA Code
Cream		64-028



TANDEMBOX SPACE TOWER solution 300mm to 1200mm wide

Set contains:
All Blum hardware

5 internal pull-outs:
4 x height D
1 x height M

Excludes wooden bases and backs

TANDEMBOX 300 - 600mm (150kg)

NL	Width	BZA Code
500mm	300-600mm	BZA Code
Silk white matt		71-116
Orion grey matt		81-117

TANDEMBOX 601 - 1200mm (250kg)

NL	Width	BZA Code
500mm	601-1200mm	BZA Code
Silk white matt		71-115
Orion grey matt		81-118



LEGRABOX pure
SPACE TOWER solution
300mm to 1200mm wide

Set contains:
 All Blum hardware

5 internal pull-outs:
 4 x height C
 1 x height M

Excludes wooden bases and backs

LEGRABOX pure 300 - 600mm (200kg)

NL	Width	BZA Code
500mm	300 - 600mm	
Orion grey matt		921-1002
Silk white matt		924-1102

LEGRABOX pure 601 - 1200mm (350kg)

NL	Width	BZA Code
500mm	601 - 1200mm	
Orion grey matt		921-1001
Silk white matt		924-1101



MERIVOBX
SPACE TOWER solution
300mm - 1200mm wide

Set contains:
 All Blum hardware

5 internal pull-outs:
 4 x height E
 1 x height M
 Modular with BOXCAP and gallery front

Excludes wooden bases and backs

MERIVOBX 300 - 600mm

NL	Width	BZA Code
500mm	300-600mm	
Indium grey matt		431-1142
Orion grey matt		Pending

MERIVOBX 601 - 1200mm

NL	Width	BZA Code
500mm	601-1200mm	
Indium grey matt		431-1143
Orion grey matt		Pending



TANDEMBOX M-height 450mm vegetable drawer
UNO-5080



TANDEMBOX M-height 450mm vegetable drawer
UNO-5090



TANDEMBOX D-height 450mm vegetable drawer
UNO-5093



TANDEMBOX D-height 450mm vegetable drawer
UNO-5083

TANDEMBOX M-height vegetable drawer 450, 500 and 600mm widths

Set contains:
All Blum hardware
Stainless steel base, wooden back

TANDEMBOX (M height)

NL	500mm	BZA Code
Width	450mm	
Silk white matt		UNO-5080
Orion grey matt		UNO-5090
Width	500mm	BZA Code
Silk white matt		UNO-5081
Orion grey matt		UNO-5091
Width	600mm	BZA Code
Silk white matt		UNO-5082
Orion grey matt		UNO-5092

TANDEMBOX D-height vegetable drawer 450, 500 and 600mm widths

Set contains:
All Blum hardware
Stainless steel base, wooden back

TANDEMBOX (D height)

NL	500mm	BZA Code
Width	450mm	
Silk white matt		UNO-5083
Orion grey matt		UNO-5093
Width	500mm	BZA Code
Silk white matt		UNO-5084
Orion grey matt		UNO-5094
Width	600mm	BZA Code
Silk white matt		UNO-5085
Orion grey matt		UNO-5095

Additional information and FAQs

Is a 150mm wide SPACE TWIN solution available?

No.

The dimensions of the cabinet profiles do not allow for such a narrow unit. The space inside each drawer wouldn't be practical for storage.

The minimum we supply is a 200mm wide solution.



Can Blum templates and jigs be used for installation of these solutions?

Yes.

Blum jigs and assembly devices can be used in the marking, drilling and installation of some of the All-in-one solutions. Speak to your Rep for more information.





Fronts close softly and effortlessly and open easily with a light touch – at the same time, you also have greater freedom in selecting a sophisticated design: the motion technology from Blum makes this possible.

Four technologies give you almost countless possibilities for beautiful and practical furniture in kitchens and in many other living areas. This always ensures customised furniture – with or without handles.


Easy opening and silent closing ensure a fascinating quality of motion for Blum products. The innovative motion technologies from Blum support users in all living areas by providing high quality of motion – for the lifetime of the furniture.

BLUMOTION



Mechanical – soft close
Thanks to **BLUMOTION**, furniture closes softly and effortlessly no matter how hard you close lift systems, doors or pull-outs or how heavy they are.

SERVO-DRIVE



Electrical – opening and soft close
Supports opening after the front is touched. This subsequently activates the automatic motion. **BLUMOTION** provides soft and effortless closing action.

TIP-ON BLUMOTION



Mechanical – opening and soft close
When pressed on the front, pull-outs open just far enough so that they can then be fully opened. They close softly and effortlessly with a light push thanks to integrated **BLUMOTION**.

TIP-ON



Mechanical – opening
Handle-less furniture can be opened with a light touch thanks to **TIP-ON**. Lift systems, doors or pull-outs are closed again by pressing shut.

BLUMOTION
by Blum

Soft-close technology
(Mechanical)



for wall cabinet fronts, doors and drawers

Soft and effortless closing for all your furniture - no matter how heavy the wall cabinet front, door or drawer.

SERVO-DRIVE
by Blum

Electrical opening and soft-close



for refrigerators, freezers, dishwashers
wall cabinets and drawers

Wall cabinets and drawers open at a single touch. They have a free running action throughout. Soft and effortless closing with integrated BLUMOTION. Lift systems close automatically at the press of a switch.

**TIP-ON
BLUMOTION**
by Blum

Push-to-open with soft-close
(Mechanical)



for drawers

Drawers open at a single touch giving users easy access to the opening edge of fronts. They can also be pulled open. They close softly and effortlessly with a gentle push thanks to integrated soft-close BLUMOTION. Can be pressed shut.

TIP-ON
by Blum

Push-to-open
(Mechanical)



for wall cabinet fronts, doors
and drawers (TANDEM runners only)

Handle-less furniture opens with a light touch on the front. Lift systems, doors or drawers open easily. There is no soft-close. Pressing on the front closes the furniture.



Motion technologies	BLUMOTION	SERVO-DRIVE	TIP-ON BLUMOTION	TIP-ON
	BLUMOTION by Blum	SERVO-DRIVE by Blum	TIP-ON BLUMOTION by Blum	TIP-ON by Blum
			Not available	

Lift systems

AVENTOS HF top – bi-fold lift system	●	○	–	–
AVENTOS HS top – up and over lift system	●	○	–	–
AVENTOS HL top – lift up	●	○	–	–
AVENTOS HK top – stay lift	●	○	–	○
AVENTOS HK-XS – stay lift	●	–	–	○
AVENTOS HKi – integrated stay lift	●	–	–	○

Motion technologies	BLUMOTION	SERVO-DRIVE	TIP-ON BLUMOTION	TIP-ON
	BLUMOTION by Blum	SERVO-DRIVE by Blum	TIP-ON BLUMOTION by Blum	TIP-ON by Blum
		Not available	Not available	

Hinge systems

CLIP top BLUMOTION CLIP top – hinges				
- CLIP top BLUMOTION	●	–	–	–
- CLIP top	○	–	–	○
MODUL – hinges				
- MODUL BLUMOTION	●	–	–	–
- MODUL	–	–	–	–

Key:

Integrated	●
Possible	○
Not possible	–

Motion technologies	BLUMOTION	SERVO-DRIVE	TIP-ON BLUMOTION	TIP-ON

Box systems

LEGRABOX	●	○	○	—
MERIVOBX	●	○	○	—
TANDEMBOX antaro	●	○	○	—
METABOX	○	—	—	—

Motion technologies	BLUMOTION	SERVO-DRIVE	TIP-ON BLUMOTION	TIP-ON

Runner systems

MOVENTO	●	○	○	—
TANDEM				
- TANDEM full extension BLUMOTION	●	○	—	—
- TANDEM single extension BLUMOTION	●	○	—	—
- TANDEM full extension TIP-ON	—	—	—	●
- TANDEM single extension TIP-ON	—	—	—	●

Motion technologies	BLUMOTION	SERVO-DRIVE	TIP-ON BLUMOTION	TIP-ON
	Not available	Not available	Not available	

Pocket systems


REVEGO	—	—	—	●
--------	---	---	---	---



1

Motion technologies

- 1 - **SERVO-DRIVE** for **AVENTOS HF top**
- 2 - **TIP-ON** for **AVENTOS HK top**
- 3 - **SPACE TOWER** functionality enhanced with motion technologies



2



3

SERVO-DRIVE ease of use can also be implemented on an individual basis




For refrigerators, waste bin pull-outs or individual lift systems in wall cabinets, the **SERVO-DRIVE** electric motion support system guarantees that opening is fascinatingly simple.




We would be happy to advise you and check your individual designs for feasibility. Contact our sales team for assistance.

BLUMOTION by Blum **SERVO-DRIVE** by Blum



SERVO-DRIVE flex for refrigerators, freezers and dishwashers.




The **SERVO-DRIVE flex** drive unit is suitable for different device versions.




SERVO-DRIVE uno for waste bin pull-outs.




SERVO-DRIVE uno for the waste bin pull-out can easily be retrofitted and installed in just a few simple steps.



SERVO-DRIVE uno for **AVENTOS**



If just one lift system is to be fitted with an electrical system, **SERVO-DRIVE uno** for **AVENTOS** is the ideal motion support system.




AVENTOS lift systems deliver enhanced convenience to wall cabinets. Even wide fronts open with ease, hold in any position desired and close softly and effortlessly with soft-close **BLUMOTION**.

- Quick, easy assembly and removal due to **CLIP** technology
- Easy, 3-dimensional front adjustment
- Perfectly balanced – fronts remain in any desired position
- No protruding parts
- Optimised ergonomic handle position
- **BLUMOTION** – for soft and effortless closing
- **SERVO-DRIVE** – the electrical motion support system
- **TIP-ON** – mechanical opening support



SERVO-DRIVE, the electrical motion support system for **AVENTOS HF top, HS top, HL top and HK top**.



TIP-ON, the mechanical opening support system for **AVENTOS HKi, HK top, HK-S and HK-XS**.






AVENTOS HS top does not require a cross stabiliser even with large cabinet widths, allowing for all the storage space to be used.




AVENTOS HKi blends into the furniture - the fitting is invisible when closed, even with glass fronts.



AVENTOS lift systems for large wall cabinets

AVENTOS HF top	58	AVENTOS HS top	59	AVENTOS HL top	60
					
Bi-fold lift system Two-part front folds up		Up and over lift system Single front swings up and over		Lift up system Single fronts lift up parallel	

AVENTOS lift systems for large and small wall cabinets

AVENTOS HK top	61
	
Stay lift system Single front swings up	

AVENTOS lift systems for small wall cabinets

AVENTOS HK-XS	62	AVENTOS HKi	63
			
Stay lift system (extra small) Single front swings up		Integrated stay lift system Single front swings up	



AVENTOS family

AVENTOS HF top - Lift system for large bi-fold fronts



The **AVENTOS HF top** has a two-part front that folds in the centre when opening. The bi-fold lift system is ideal for higher wall cabinets with large fronts because the handle remains easy to reach in any position.

- Cabinet height (KH) 480–1200 mm
- Cabinet width (KB) up to 1800 mm
- Internal cabinet depth (LT) min. 264 mm
- For wooden, wide and narrow aluminium framed fronts
- Integrated **BLUMOTION** setting
- Available with **SERVO-DRIVE** – the electrical motion support system
- Stops at any opening position
- Integrated opening angle stop
- Fixed position of the lift mechanism and front fixing brackets
- Symmetrical lift mechanism and lever arm
- Light operating forces

Enhanced opening and closing ease



In addition to classic variants, a wide variety of colour and material combinations are possible; even asymmetrical fronts can be used.



Adjust the lift mechanism precisely to the weight of the front (FG) and the front remains open in any position.



The **SERVO-DRIVE** electrical opening support system for **AVENTOS HF top** allows the front to open with ease and close at the press of a switch.



The linear cover caps are identical for **AVENTOS HF top** | **HS top** | **HL top** – available in silk white, light grey and dark grey. Custom cover caps are available on order, with your company name.

Advantages that will inspire both you and your customers



No protruding parts
Removable lever arm – an advantage for furniture manufacturing and kitchen installation.



Integrated opening angle stop
An opening angle stop is already integrated in **AVENTOS HF top** and can be adjusted without tools.



Fixing
Lift mechanism fixing method: using chipboard screws with integrated positioning system.

AVENTOS HS top - The up and over lift system for a smooth glide



Wall cabinet fronts equipped with **AVENTOS HS top** swing up and over the cabinet, making it ideal for large fronts. The lift system is also the perfect choice for cabinets with cornices or crown moulding.

- Cabinet height (KH) 350–800 mm
- Cabinet width (KB) up to 1800 mm
- Internal cabinet depth (LT) min. 264 mm

- For wooden, wide and narrow aluminium framed fronts
- Integrated **BLUMOTION** setting
- Available with **SERVO-DRIVE** – the electrical motion support system
- Stops at any opening position

- Fixed position of the lift mechanism and front fixing brackets
- Symmetrical lift mechanism and lever arm
- Tool-free assembly
- 3-dimensional front adjustment
- No hinges are necessary
- operating forces

Ease of use and design options



AVENTOS HS top does not require a cross stabiliser even with large cabinet widths, allowing for all the storage space to be used.



Thanks to **SERVO-DRIVE**, wall cabinet fronts open at a single touch. The press of a switch is all you need for a soft close.



AVENTOS HS top can be used with **EXPANDO T** for thin fronts measuring 8 mm or more.



The linear cover caps are identical for **AVENTOS HF top | HS top | HL top** – available in silk white, light grey and dark grey. Custom cover caps are available on order, with your company name.



Advantages that will inspire both you and your customers



No protruding parts
Removable lever arm – an advantage for furniture manufacturing and kitchen installation.



Cornice and crown moulding
You can easily combine cabinets with cornice or crown moulding with **AVENTOS HS top**.



Fixing
Lift mechanism fixing method: using chipboard screws with integrated positioning system.

AVENTOS HL top - Delivering smoothness to lift ups



Wall cabinet fronts equipped with **AVENTOS HL top** lift up parallel to the cabinet. The lift system is ideal for tall units or wall cabinets with cabinets positioned above them e.g. to conceal electrical appliances.

- Cabinet height (KH) 300–580 mm
- Cabinet width (KB) up to 1800 mm
- Internal cabinet depth (LT) min. 264 mm

- For wooden, wide and narrow aluminium framed fronts
- Integrated **BLUMOTION** setting
- Available with **SERVO-DRIVE** – the electrical motion support system
- Stops at any opening position

- Fixed position of the lift mechanism and front fixing brackets
- Symmetrical lift mechanism and lever arm
- 3-dimensional front adjustment
- No hinges are necessary
- Light operating forces

Ease of use and design options



AVENTOS HL top opens up new design possibilities in living areas and workspaces.



AVENTOS HL top can be used with **EXPANDO T** for thin fronts measuring 8 mm or more.



AVENTOS HL top allows you to conceal electrical appliances behind a continuous front.



The linear cover caps are identical for **AVENTOS HF top | HS top | HL top** – available in silk white, light grey and dark grey. Custom cover caps are available on order, with your company name.

Advantages that will inspire both you and your customers



Simple, tool-free assembly
The lever arm and cross stabiliser can be assembled without any tools.




No protruding parts
Removable lever arm – an advantage for furniture manufacturing and kitchen installation.



Fixing
Lift mechanism fixing method: using chipboard screws with integrated positioning system.

AVENTOS HK top - Experience inspiring motion



AVENTOS HK top is compact, minimalist and highly functional. It is suitable for both small and large lift systems in tall and wall cabinets. Opening angle stop and safety mechanism are integrated. Can be used in cabinets where there are cornices. Suitable for cabinets with height restrictions eg. above the refrigerator.

- Cabinet height (KH) 205–600 mm
- Cabinet width (KB) up to 1800 mm
- For wooden and aluminium framed fronts
- **BLUMOTION** - for soft and effortless closing
- Add **TIP-ON** for handle-less fronts
- Available with **SERVO-DRIVE** – the electrical motion support system
- Stops at any opening position
- Light operating forces
- Tool-free assembly
- Fixed position of the lift mechanism and front fixing brackets
- Symmetrical lift mechanism
- 3-dimensional front adjustment
- No hinges are necessary

Design and assembly



An opening angle stop is already integrated in **AVENTOS HK top** and features infinitely variable setting.



Thanks to its minimalist design, the stay lift fits harmoniously into furniture in all areas of the home.



AVENTOS HK top can be used with **EXPANDO T** for thin fronts measuring 8 mm or more.



The linear cover caps are identical for **AVENTOS HF top | HS top | HL top** – available in silk white, light grey and dark grey. Custom cover caps are available on order, with your company name.

Advantages that will inspire both you and your customers



No protruding parts
Lever arms are closed so that no parts protrude beyond the cabinet. This greatly facilitates in-house transportation.



Integrated safety mechanism
The innovative mechanism prevents the lever arm from opening unintentionally.



Fixing
Lift mechanism fixing method: using chipboard screws with integrated positioning system.



AVENTOS HK-XS - Lift system for small stay lifts



The slim construction of **AVENTOS HK-XS** provides enormous scope for the design of tall units and wall cabinets. Even cabinets with little depth are now possible.

- Ideal for small top wall cabinets
- Also suitable for cabinets with shallow internal depths
- Cabinet height (KH) 240–600 mm
- Internal cabinet depth (LT) min. 125 mm
- For wooden, wide and narrow aluminium framed fronts
- Symmetrical lift mechanism, can be used on one or both sides
- **BLUMOTION** – for soft and effortless closing
- **TIP-ON** – mechanical opening support for handle-less fronts
- Holds in any position
- Provides excellent access to the interior
- Small range, huge application variety
- Easy assembly and adjustment

Enhanced opening and closing ease




AVENTOS HK-XS boasts the quality of motion and ease of use that you have come to expect from **AVENTOS**. Wall cabinet fronts close softly and effortlessly in combination with **CLIP top BLUMOTION** hinges. The variable stop ensures that fronts hold open in any position desired.

Many possibilities
AVENTOS HK-XS has little depth and is therefore ideal, for example, for making full use of the space above an extractor hood.

Wide fronts
 For larger and heavier fronts, attach a lift mechanism to both sides.

Advantages that will inspire both you and your customers



CLIP mechanism
 Tool-free lift mechanism assembly is carried out using the CLIP mechanism.

Infinitely variable lift mechanism adjustment
 The infinitely variable adjustment is carried out from the front using the adjustment screw.

Handle-less stay lift fronts
 Handle-less wall cabinet fronts open with a single touch with **TIP-ON**, giving users easy access to the opening edge of fronts.



AVENTOS HKI - Nothing less than everything



Due to its compact and narrow design, **AVENTOS HKI** can be fully integrated into the cabinet side. The stay lift fitting blends seamlessly into the furniture and opens up new design possibilities with high aesthetic quality. You receive pure furniture with complete design freedom: nothing less than everything.

- Cabinet height (KH) max. 600 mm
- Cabinet width (KB) up to 1800 mm
- Cabinet side panel thickness (SWD) from 16 mm


- For wooden, wide and narrow aluminium framed fronts
- **BLUMOTION** – for soft and effortless closing
- **TIP-ON** – mechanical opening support

- All exposed parts in onyx black
- Integrated safety mechanism
- 3-dimensional front adjustment
- Available fully integrated and semi-integrated
- No hinges are necessary

New furniture designs with high aesthetic quality



Invisible when closed, the lever arms appear in elegant onyx black when open.



AVENTOS HKI combines ergonomics with pure design.



Modernise furniture with fronts or back panels made of glass.



The cover cap conceals the milled-in lift mechanism of the semi-integrated solution.



A wide variety of manufacturing options, tailored to your needs



We have developed routing templates for machining work involving a router.
















Use a CNC machine to surface mill the half cabinet sides and then glue them together.



The spacer set serves as transport and machining protection.

AVENTOS range

The right lift system for any application

AVENTOS	Motion	Typical applications	Front weight	Front and cabinet design	Cabinet dimensions in mm
HF top	Bi-fold 	Wall cabinet, high, bi-fold fronts, worktop mounted cabinet		Wooden, wide/narrow aluminium frame fronts, wood-glass combinations, asymmetrical fronts, mitred and rebated applications	Height 480-1200 Width up to 1800
HS top	Up and over 	Wall cabinet (if space), large, single fronts, with cornice and crown mouldings		Thin fronts, wooden, wide/narrow aluminium frame fronts, mitred and rebated applications	Height 350-800 Width up to 1800
HL top	Parallel 	Wall cabinet, tall cabinet (if space) within reach, appliances behind, worktop mounted cabinet		Thin fronts, wooden, wide/narrow aluminium frame fronts, mitred and rebated applications	Height 300-580 Width up to 1800
HK top	Stay 	Wall cabinet, tall cabinet, above fridge, larder unit, oven		Thin fronts, wooden, wide/narrow aluminium frame fronts, mitred and rebated applications	Height 205-600 Width up to 1800
HK-XS	Stay 	Wall cabinet, tall cabinet, above fridge, larder unit, oven, extractor, bath	  On both sides	Wooden, wide/narrow aluminium frame fronts	Height 240-600 Width up to 1800
HKi	Integrated stay 	Wall cabinets - display cabinets - kitchen, living room		Wooden, wide/narrow aluminium frame fronts	Height 600 max. Width up to 1800 Side panel 16-25



	Internal minimum depth in mm	Minimum space requirement above top cabinet in mm	Assembly and installation information	Motion technology	Cover caps
	264	Min. 180 Can be used with cornice or crown moulding	Fixing: — Chipboard screws with positioning system — Fixed position of the lift mechanism within the cabinet — Fixed position of the front fixing bracket — Lift mechanism adjustment from the front — Integrated opening angle stop on the AVENTOS HF top and HK top — Integrated BLUMOTION adjustment on the AVENTOS HF top , HS top and HL top — No hinges / no machining of the top panel required (exception: AVENTOS HF top)	 	<input type="radio"/> Silk white <input checked="" type="radio"/> Dark grey
	264	Min. 140 Can be used with cornice or crown moulding		 	<input type="radio"/> Silk white <input checked="" type="radio"/> Dark grey
	264	Min. Door height Can be used with cornice or crown moulding		 	<input type="radio"/> Silk white <input checked="" type="radio"/> Dark grey
	187	Min. 0 OR subject to cornice or crown moulding		 	<input type="radio"/> Silk white <input checked="" type="radio"/> Dark grey
	125 (Special solution for depth of 100 mm possible)	Min. 0 OR subject to cornice or crown moulding	Lift mechanism is installed using chipboard screws Hinges / machining of the top panel required	 	No cover caps
	271	Min. 0 OR subject to cornice or crown moulding	Manufacturing requires Blum's MINIMILL	 	No cover caps All exposed parts in onyx black





1

AVENTOS

Lift systems can be used in various applications

- 1 - AVENTOS HF top kitchen cabinet for glassware
- 2 - AVENTOS HF top combine with pull-out shelf lock to create a small appliance garage
- 3 - AVENTOS HF top wide cabinet



2



3



4



5

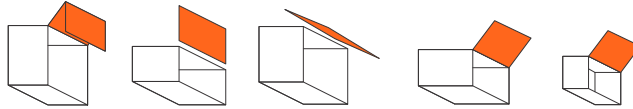
- 4 - AVENTOS HL top combined with pull-out shelf lock
- 5 - AVENTOS HS top with EXPANDO T for wall cabinets with thin fronts
- 6 - AVENTOS HK-XS for small cabinets



6

Additional information and FAQs

What are the benefits of AVENTOS lift systems?



Wall cabinet fronts open up and out of the user's way, can be left open while working and provide easy access to cabinet interiors.

- Enhanced user convenience: Even heavy fronts glide open with ease, handles stay within easy reach thanks to the variable stop and fronts close again softly and effortlessly with BLUMOTION
- Design freedom: AVENTOS comes in different widths and heights and can be tailored to the space available, storage required and look desired
- Different lift system types: Bi-fold, up & over, lift up or stay lift
- Combined with the SERVO-DRIVE electrical opening support system: Cabinets open with a single touch and close at the press of a switch
- AVENTOS stay lifts (HK top, HK-XS and HKi) can also be combined with the TIP-ON mechanical opening support system



Areas where AVENTOS can be used




Unpacking the dishwasher
Imagine unloading the dishwasher and putting glasses and plates away in a wall cabinet.

Both hands are free so you can easily access items in the cabinet.

Equipped with SERVO-DRIVE, it closes at the press of a switch.



Microwave cabinet
Conceal the microwave after use to keep the kitchen neat and tidy.



Small appliance station
Create a closed cabinet for storing small appliances in the kitchen.

In combination with a pull-out shelf lock, appliances are easy to access.



Drinks cabinet
Design an easy to access drinks cabinet and combine with a pull-out shelf lock to create a shelf for serving.



Desk area
Use AVENTOS in combination with open shelves.

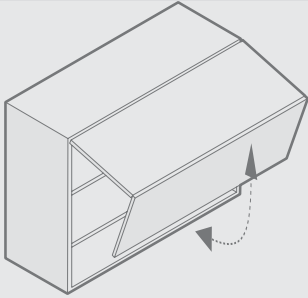


Wide cabinet
Suitable for the kitchen and all living spaces keeping clean design lines.



Additional information and FAQs

What are the testing standards for AVENTOS?



Durability
80 000 opening and closing movements.

AVENTOS HKi 50 000 opening and closing movements.

Do wide fronts require more lifting mechanisms?



Yes.
2 or more mechs are required. Plus an additional panel in the centre to carry the weight of the front.

What front materials are suitable for AVENTOS?



Wood or aluminium framed glass (wide and narrow)

Front thickness (FD)
13-19mm

Thin fronts 8-12mm
(with **EXPANDO T** fixings)

Does AVENTOS work with frameless glass?



No.
AVENTOS lift systems work with wide and narrow aluminium framed glass fronts.

Does the weight of the front material matter?



Yes.
The overall weight of the fronts determines which mechanism to use.

Refer to the **AVENTOS Planning Tool** in the price list.

How important are the front dimensions?



Very.
The dimensions of the fronts determines which mechanism to use.

Refer to the **AVENTOS Planning Tool** in the price list.

Can the opening angle be adjusted?



Yes.
The 3-dimensional adjustment is carried out using a Torx screw – convenient, fast and with low-friction.

Does Blum have a flap down system for TV units?



No.
Blum recommends using drawers which provide more accessible storage.

Where can one get the machine drawings?



Online Product Configurator
Online Cabinet Configurator
Get machine drawings from OPC/OCC. Export to CNC and import into design program.

Does Blum offer training for designers?



Yes.
Inspirations training.
Customised training for groups.
Installer training.
Product specific training.





There are many reasons to choose hinges from Blum: High quality, durability, easy assembly, comprehensive programme, variety of special solutions and an attractive design.

- **BLUMOTION** – for soft and effortless closing
- For **CLIP top BLUMOTION** integrated into the hinge boss
- Or as a **BLUMOTION** retrofit part for optional use with **CLIP top** hinges
- **TIP-ON** for handle-less doors
- Quick, easy assembly and removal due to **CLIP** technology
- An extensive hinge programme that offers the right solution for any application

Types of hinge systems

CLIP top BLUMOTION hinges

72



The **CLIP top BLUMOTION hinge** is setting new benchmarks: It concentrates maximum ease of use into the smallest of spaces. **BLUMOTION** is integrated into the hinge ensuring an unchanged installation size.

CLIP top hinges


73



This proven classic in the Blum hinge programme combines reliable function, easy adjustment and assembly as well as an attractive design. **BLUMOTION** or **TIP-ON** motion technologies are also available as options.

MODUL hinges

78



Simple "slide-on" door to cabinet assembly.




CLIP top BLUMOTION – innovative technology within the smallest space



With **CLIP top BLUMOTION** everything “is included”, because **BLUMOTION**, our function for soft and effortless closing, is integrated into the boss.

- With integrated **BLUMOTION** (with deactivation option)
- 3-dimensional adjustment
- Extremely reliable **CLIP** mechanism
- Compatible with all **CLIP** mounting plates
- Tool-free assembly and removal



New furniture manufacturing design trends are opening up even more options for customisation. Including thin fronts made from a wide range of materials and dark-coloured furniture. The **CLIP top BLUMOTION** hinge for thin doors, with the **EXPANDO T** special fixing, and the onyx black colour option make it possible to implement these trends in line with Blum’s usual high quality standards.



You have the option of deactivating **BLUMOTION** if required.



The proven **CLIP** mechanism stands for simple, tool-free hinge assembly.




The **INSERTA** mechanism enables tool-free fixing of the hinge.



Hinges for angled solutions from -50° to $+50^\circ$.



A wide range of CLIP top BLUMOTION and CLIP top hinges




CLIP top BLUMOTION and CLIP top hinges are available in a variety of types to suit various applications and materials.

- 110° standard hinge for front thicknesses (FD) up to approx. 24mm
- 107° standard hinge for front thicknesses (FD) greater than 15mm
- Special hinges, e.g. available for zero protrusion, glass doors and blind corner applications
- 110° hinge for thin doors with a front thickness (FD) of 8-14mm
- Available in nickel plated and onyx black




CLIP top BLUMOTION 110° in onyx black
Dark furniture radiates sleek elegance – inside and out. Hinges in onyx black discreetly complement furniture pieces.



CLIP top BLUMOTION 107°
The hinge with a shallow boss drilling depth can also be used in mitred applications



CLIP top BLUMOTION 155°
Wide angle hinge with 0-protrusion in overlay application for cabinets with inner pull-outs or pull-out shelves.



CRISTALLO CLIP top BLUMOTION
Timeless elegance. For designer furniture with frameless glass or mirror doors.

Closing doors – soft and effortless with BLUMOTION



With **BLUMOTION**, the adaptive soft-close mechanism, furniture closes softly and effortlessly, and this is irrespective of the force used or the weight of the door. Whether in the kitchen, hall, bathroom, living room or bedroom – with intelligent **BLUMOTION** technology, every door moves elegantly and ensures ultimate quality of motion.

- The adaptive system adjusts itself to the closing speed and the weight of the door
- Versions available for nearly all overlay applications
- Can be installed at any time during the production and sales process
- Its integrated overload safety feature protects the system from damage due to improper use

The adaptive soft-close mechanism – controlling perfect motion



Exceptional comfort through a highly adaptive system.



This is all thanks to the intelligent technology of the **BLUMOTION** adaptive system.



It reacts to key factors such as door height, front weight and closing speed.



The system brakes the motion of the front accordingly. The result: a soft and effortless closing motion.

Easy to open – with just a touch



Handle-less furniture is becoming more and more popular in the home. With **TIP-ON**, we offer a mechanical opening support system for handle-less furniture fronts. This enables users to open and close handle-less furniture fronts easily and effortlessly. **TIP-ON** can be used in the kitchen as well as all other living areas.

- Wide range of colours (Grey, white, black)
- Adapter plates for every application
- Short and long versions of **TIP-ON**
- Integrated door gap adjustment feature
- Use **TIP-ON** pistons with magnets for use unsprung hinges
- Use **TIP-ON** bumper pistons for use with sprung hinges

Opening comfort for handle-less fronts



With different colours and adapter types, **TIP-ON** can be optimally adjusted to the cabinet interior.




Handle-less doors can be opened easily with **TIP-ON** – a light touch is all that's needed.




The door gap can easily be set using the ejector.


High quality down to the smallest detail



For fixing the **TIP-ON** unit, either drill directly into the carcass or attach with an adapter plate.



There are two types of catch plates: self-adhesive, or a version that screws to the door.



To close doors - simply press shut

Hinge applications	OW	CLIP top BLUMOTION	CLIP top	Colour	Application	Boss Fixing
Standard application						
110° hinge	110°	●	● ○	NI ONS		
110° special hinge	110°	●	● ○	NI ONS		
107° hinge	107°	●	● ○	NI ONS		
CLIP 100° hinge	100°		● ○	NI		
Wide angled application						
155° hinge 0-protrusion for the overlay application	155°	●	● ○	NI ONS		
170° hinge	170°		● ○	NI		
Profile door application						
Profile/thick door hinge	95°	●	● ○	NI ONS		
125° hinge 0-protrusion for the overlay application	125°	●		NI ONS		
Blind corner application						
Blind corner hinge inset application	95° 83°	●	○	NI ONS		
Blind corner hinge overlay application	95°	●		NI		
Aluminium frame application						
CLIP top BLUMOTION 95° aluminium frame door hinge	95°	●		NI		
95° aluminium frame door hinge	95°		● ○	NI ONS		
Thin door application						
Hinge for thin doors	110°	●	● ○	NI ONS		
Glass door application						
CRISTALLO hinge	110°	●		NI ONS		
CRISTALLO hinge – glass display cabinets	110°	●		NI		
Bathroom mirror cabinets with fronts that protrude all the way around	95°	●	○	NI		
Glass door hinge	94°		●	NI		
Frame door application						
Mini-hinge	94°		●	NI		
Corner cabinet solution						
Corner cabinet bi-fold hinge	60°		●	NI ONS		
Application for inward opening furniture doors						
110° hinge – Inward opening furniture door	90°	●	●	NI ONS		

OW	Opening angle
●	With spring
○	Unsprung
NI	Nickel plated
ONS	Onyx black



Hinge applications	OW	CLIP top BLUMOTION	CLIP top	Colour	Application	Boss Fixing
Angled application – standard						
+45° I – angled hinge half overlay	95°	●	○	NI ONS		
+45° II – angled hinge overlay	110°	●	○	NI ONS		
+45° III – angled hinge full overlay	95°	●	○	NI		
+30° II – angled hinge overlay	95°	●	○	NI ONS		
+30° III – angled hinge full overlay	95°	●	○	NI		
+20° II – angled hinge overlay	95°	●	○	NI		
Angled application – standard						
+15° III – angled hinge full overlay	95°	●	○	NI ONS		
±5° angled application	95°	●	● ○	NI		
-15° III – angled hinge full overlay	110°	●	○	NI		
-30° III – angled hinge full overlay	110°	●	○	NI		
-45° III – angled hinge full overlay	110°	●	○	NI		
Angled application – thin doors						
Hinge for thin doors – angled application	110°	●	● ○	NI		
Angled application – glass door						
CRISTALLO angled application	110°	●	● ○	NI		
Overview – angled applications						
Angled application N° 1–117						
Mounting plates						
Mounting plates						
Angled spacers						
Angled spacers						

Pictograph	
All 4 edges	Angled application inset
Side	Angled application half overlay
Overlay application	Angled application overlay
Dual application	Angled application max. overlay
Inset application	Angled application mitred
Special application	Hinge with straight hinge arm
Blind corner application	Hinge with cranked hinge arm
Corner cabinet with bi-fold door	Hinge with double cranked hinge arm
	EXPANDO T
	INSERTA boss
	Screw-on boss
	CRISTALLO adhesion plate
	Min. chipboard screw length min. 20

Slide-on hinge system



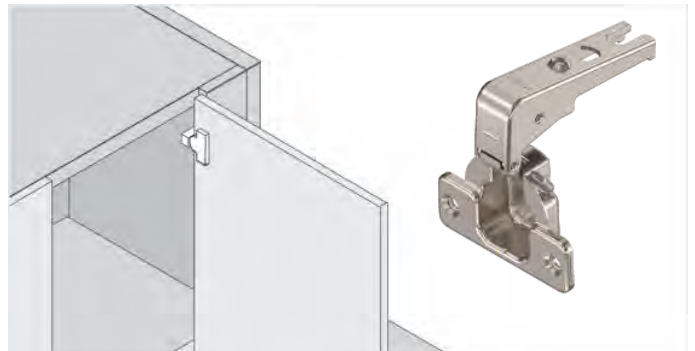
This economical **MODUL** hinge system provides the right solution for many different applications. The system's combined slide-on and screw-fix feature has proven itself over the years.

- Simple and easy slide-on assembly
- Simple 3-way adjustment for perfect gap alignment
- Integrated pull-out stop

- 100° standard hinge
- 45°
- 170°
- 95° blind corner hinge for front thickness (FD) up to 30mm



Simple "slide-on" door to cabinet assembly.



Blind corner hinge

- For an inset blind corner construction
- Inner blind corner width 28mm and higher



HINGE SYSTEMS

- 1 - **CLIP top BLUMOTION 110°** for sleek design and high functionality in the dressing room
- 2 - **CLIP top BLUMOTION 155°** for wide angle applications
- 3 - **CLIP top BLUMOTION 125°** with mitres on all 4 edges with large overlay for an ergonomic home office





4



5

- 4 - **CLIP top** blind corner hinge inset application 95°
- 5 - **CLIP top BLUMOTION** 155° wide angle hinge with 0-protrusion for cabinets with inner pull-outs
- 6 - **CLIP top BLUMOTION** for thin doors with **EXPANDO T** fixings



6



Additional information and FAQs

Testing standard



Blum hinges are tested to 200 000 opening and closing cycles.

Simulated load tests ensure hinge systems will withstand unintended load.

What is the 'press-to-open' function called?



TIP-ON

This is the mechanical motion technology, by Blum. Press on the front to open and press again to close.

Cristallo hinges for glass - Limitation of liability



It is recommended that the adhesive be applied by an experienced glass manufacturer. Please contact your glass or front suppliers concerning the right adhesive and its use in fixing the mounting | adhesion plate on to glass and mirrors. If the Blum fittings are installed according to instructions and on suitable glass and mirror fronts, they will meet the requirements concerning the stability of the connection.

As the adhesive and/or the adhesive process are beyond our control, Blum cannot accept liability for claims arising from the failure or malfunction of this/these process/es.

Do we have hinges for thin doors/fronts?



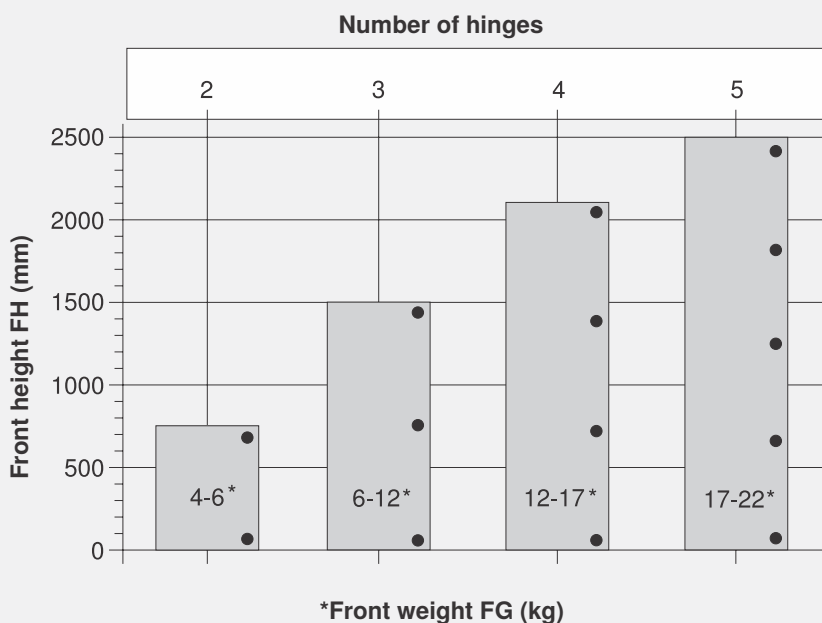
Yes.
With **EXPANDO T** our hinges can be used for thin fronts measuring 8mm – 14mm.

What is the maximum door thickness for hinges?



Our hinges are suitable for a thickness up to maximum 32mm.

Carrying capacity of hinges and number of hinges required for various door sizes



The maximum weight a single Blum hinge can carry is 2 to 3kg.

The number of hinges depends on the front weight (FG) and front height (FH).

To achieve good stability, distances between hinges should be as large as possible

Load and height data relates to front widths (FB) of 600mm

Box systems for drawers and pull-outs



A box system for every requirement, in the kitchen, bathroom, living room, bedroom, and in the office. Box systems consist of metal drawer sides and include profiles. These are attached to fronts, bases and backs to complete the drawer/pull-out.

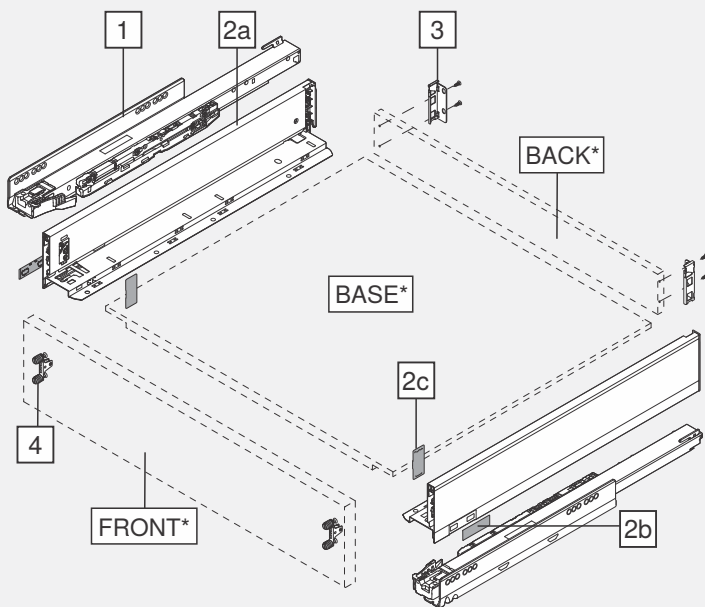
- **BLUMOTION** – for soft and effortless closing
- **SERVO-DRIVE** – electric opening support, combined with **BLUMOTION**
- **TIP-ON BLUMOTION** – mechanical opening support, combined with **BLUMOTION**
- Comprehensive programme for many options
- High stability
- Quality for the lifetime of the furniture

Components of a box system:

- 1- Left / right carcass profile (runner)
- 2a - Left / right drawer side
- 2b - Branding element, stamped with Blum logo (or custom)
- 2c - Cover cap
- 3 - Back fixings (left/right)
- 4 - Front fixing bracket



*All wooden components to be supplied by the manufacturer or cabinet maker



Example: LEGRABOX M-height

Box systems for drawers and pull-outs

LEGRABOX

84



Turn your inspiration into a reality
The box system for the most demanding design and customisation requirements.



MERIVOBX

94



The box platform for your ideas
Offering variety has never been so easy. This platform makes it incredibly simple.



TANDEMBOX

100



Clear-cut and rectangular TANDEMBOX stands for a clear-cut, rectangular design.

(In the technical manual, this is referred to as **TANDEMBOX antaro**.)



METABOX

104



Simple. Excellent. Proven.

The single walled box system made from steel offers a number of application options.





Turn your inspiration into a reality



The **LEGRABOX** box system meets the highest standards of customisation and design. With elegant, slim drawer sides and many incredible design possibilities, very distinctive drawer designs can be created.

Manufacturers have the option of choosing the selected collection of **LEGRABOX special edition** or individual designs with **LEGRABOX individual** for minimum order quantities. This involves customers ordering the decorative elements (exterior) and drawer sides (interior) separately and assembling them in their own workshops in just a few steps. This makes it possible to manufacture stunning drawer designs with complete flexibility.



Straight interior and exterior

The impressively slim drawer sides (just 12.8mm) blend in beautifully with all items of furniture. The individual components are perfectly coordinated with one another and form beautiful transitions.

Customised branding

The branding element is an integral part of the **LEGRABOX** design. It can be printed with your brand name or logo. Keep it simple and discreet or make a bold statement.



2-shell drawer side design

The **LEGRABOX** drawer side is 2-shell by design. Making it possible to select different colours and materials for the interior and exterior.

Your creative playground

There are no limits to your ideas when it comes to the design elements. Glass, wood, leather and stone are just some examples of how to effectively refine **LEGRABOX free**.

Fine engineering

LEGRABOX leads the way in terms of technology. **LEGRABOX** offers the flexibility to choose between three different motion technologies with a single cabinet profile, as well as boasting minimal opening force and a synchronised feather-light glide. The soft close function adapts to the motion technology employed.

LEGRABOX - Design options

LEGRABOX pure



An elegant basis: **LEGRABOX pure** offers a minimalistic, elegant drawer solution. Clear design lines characterise the look along with the straight interior and exterior side panels, in a selection of superior matt finishes of Silk white, Orion grey or Carbon black.

LEGRABOX free



LEGRABOX free allows for the use of different materials such as glass, for the freedom of individual design.

myLEGRABOX special edition



The special collection: stunning material mixes with the new colour, Carbon black matt, as the base. Drawer side options include Carbon weave (a special 3D look) and Noble rust with a textured finish.



LEGRABOX overview

LEGRABOX pure - Experience elegance



BLUMOTION by Blum
TIP-ON BLUMOTION by Blum
SERVO-DRIVE by Blum

LEGRABOX pure

- Double wall steel drawer side
- Straight interior and exterior
- Slim drawer side 12.8 mm
- Synchronised feather-light glide
- Full extension with nominal lengths of 270 - 650mm
- High dynamic carrying capacity of 40 or 70kg
- Motion technologies: Standard with integrated **BLUMOTION** for soft and effortless closing
- **TIP-ON BLUMOTION**, the mechanical opening support system (push-to-open)
- **SERVO-DRIVE**, the electrical opening support system
- 3-dimensional front adjustment in the drawer side for precise gap design
- **AMBIA-LINE** inner-dividing systems and accessories available

Various heights for different applications (Drawers, inner drawers, high fronted pull-outs, inner pull-outs)



Drawer side 90,5mm (Height M)	Drawer side 128,5mm (Height K*)	Drawer side 177mm (Height C)	Drawer side 241mm (Height F)
NL: 270 - 400mm kg: 40	NL: 300 - 400mm kg: 40	NL: 270 - 400mm kg: 40	NL: 400 mm kg: 40
NL: 450 - 650mm kg: 40 or 70	NL: 450 - 650mm kg: 40 or 70	NL: 450 - 650mm kg: 40 or 70	NL: 450 - 650mm kg: 40 or 70

Drawer side 66.5mm (Height N*) SP *Available on special order
SP *Available on special order

Available colours:



Silk white matt
Code: SW-M

Orion grey matt
Code: OG-M

Carbon black matt
Code: CS-M



SP **Inox stainless steel anti-fingerprint - Available on special order**
Code: INGL



LEGRABOX free - Unique design



LEGRABOX free

- Add 10mm material for side design element eg. glass, wood, stone



LEGRABOX free is available for height C (177mm)



Blum supplies the following clear glass:
 Frontals: 10mm thick, 70mm high for 600 and 1200mm widths only
 Side design elements: 10mm thick, 138mm high for 350, 400, 450, 500, 550 and 600mm depths

Blum does not supply any other material for the fronts or side design elements, such as stone, wood or leather. Blum can supply the specifications for cutting, upon request.

Drawer side 177mm (Height C)

NL: 270 - 400mm | kg: 40
 NL: 450 - 650mm | kg: 40 or 70

Drawer side 177mm (Height C)


NL: 270 - 400mm | kg: 40
 NL: 450 - 650mm | kg: 40 or 70

Inspirations for side design elements



Silk white matt
 Code: SW-M

Side design element:
 Stone



Orion grey matt
 Code: OG-M

Side design element:
 Frosted glass



Carbon black matt
 Code: CS-M

Side design element:
 Wood



LEGRABOX overview

myLEGRABOX special edition



- This special collection includes decorative elements (exterior drawer sides) with textured finishes:
 - Carbon Weave
 - Noble rust
- The drawer side on the interior comes standard with Carbon black matt




Various heights for different applications (Drawers, inner drawers, high fronted pull-outs, inner pull-outs)




Drawer side 90,5mm (Height M)	Drawer side 128,5mm (Height K*)	Drawer side 177mm (Height C)	Drawer side 241mm (Height F)
NL: 270 - 400mm kg: 40	NL: 300 - 400mm kg: 40	NL: 270 - 400mm kg: 40	NL: 400 mm kg: 40
NL: 450 - 650mm kg: 40 or 70	NL: 450 - 650mm kg: 40 or 70	NL: 450 - 650mm kg: 40 or 70	NL: 450 - 650mm kg: 40 or 70

Drawer side 66.5mm (Height N*) **SP** *Available on special order
SP *Available on special order

myLEGRABOX special edition colours



- Drawer side (interior): Carbon black matt (CS-M)
 - Drawer side / Decorative element (exterior): Carbon black matt/Carbon weave (CSCL)
 - Drawer side (interior): Carbon black matt (CS-M)
 - Drawer side / Decorative element (exterior): Noble rust (NR)
 - Drawer side (interior): Carbon black matt (CS-M)
 - Drawer side / Decorative element (exterior): Inox stainless steel anti-fingerprint* (INGL)
- SP** *Available on special order





Branding element individual



- The branding element enables customisation across all **LEGRABOX** design options
- Select the branding element that best fits your interpretation of **LEGRABOX**
- We will print or emboss the logo in your desired colour and put it on the drawer side
- To make it stand out, choose the new metallic surfaces and printing colours Silver, Gold and Copper
- For a unique design that highlights the quality of your furniture



We would be happy to advise you and check your individual designs for feasibility. Contact our sales team for costs and options.

Branding element individual	
Version	Symmetrical
Material	Nylon
Print stamp	Minimum order quantity (pcs.)
Custom printed	1000
Individual recessed embossed	5000

Colour		Colour	
SW-M	Silk white matt	IN-G	In-mould brushed stainless steel
OG-M	Orion grey matt	KU-G	In-mould brushed copper
CS-M	Carbon black matt	GO-G	In-mould brushed gold

Design examples

Colour	In-mould brushed gold	In-mould brushed copper	In-mould brushed stainless steel	Orion grey matt
Stamp	Recessed embossed	Recessed embossed	Recessed embossed	Recessed embossed
Colour	In-mould brushed gold	In-mould brushed stainless steel	In-mould brushed stainless steel	Carbon black matt
Print	Metallic gold	Metallic silver	Black	Metallic gold
Colour	Carbon black matt	Orion grey matt	Carbon black matt	Carbon black matt
Print	Metallic copper	Metallic copper	Metallic silver	White
Colour	Silk white matt	Silk white matt	Silk white matt	Silk white matt
Print	Metallic gold	Metallic silver	Black	Grey



LEGRABOX overview



1

LEGRABOX pure

- 1 - **SPACE TOWER** kitchen pantry unit
- 2 - High fronted pull-out with deep drawer for bottles and internal drawers
- 3 - Drawers and internal drawers for cutlery and kitchen utensils



2



3



4



5

LEGRABOX pure

- 4 - Bathroom vanity drawer
- 5 - Living room / hobby drawer
- 6 - Retail display drawers



6

6



LEGRABOX free

- 1 - Bedroom storage with **SPACE TOWER**
- 2 - Custom furniture with wood design element
- 3 - Wide **SPACE TOWER** pantry unit






1

myLEGRABOX special edition

- 1 - Kitchen drawer in Noble rust
- 2 - High-fronted pull-out with deep drawer and internal drawer in Carbon weave
- 3 - Carbon weave to suit dark interiors



2



3

6

Let's create – the box platform for your ideas



Offering variety has never been so easy. This platform makes it incredibly simple to manufacture and assemble drawers and pull-outs to meet every demand.

Experience maximum functionality combined with a stunning design. In short, **MERIVOBX** makes your ideas and those of your customers happen. Get a head start and get ready for the challenges that lie ahead.




Platform

It takes just a few components to create an extensive range. Diverse and yet simple.




Design

MERIVOBX boasts straight lines and a striking look. Modern minimalism meets distinctive design.



Functionality

The newly developed cabinet profile concept delivers extremely smooth running action and high load bearing capacity. Feather-light glide and enhanced stability.



Assembly

No matter the model, assembly is always simple and adjustment always the same. It is extremely easy to achieve precise results.

MERIVOBX - Design options

MERIVOBX



MERIVOBX is based on a platform concept so you can create a broad range of drawers and pull-outs with just a few components, and all with the same easy assembly process. This simplifies production processes and increases efficiency.

MERIVOBX with BOXCAP



MERIVOBX with BOXCAP

Simply clip on **BOXCAP** and you have a metal drawer or pull-out with closed sides

MERIVOBX with gallery



MERIVOBX with gallery

Create a clean cut design with the use of exposed metal components.

MERIVOBX with BOXCOVER



MERIVOBX with BOXCOVER

Create unique drawers and pull-outs with large design elements.



MERIVOBX overview

MERIVOBX - Unique design with compelling functionality



BLUMOTION by Blum
 TIP-ON BLUMOTION by Blum
 SERVO-DRIVE by Blum

MERIVOBX

- Distinctive drawer side design, straight on the inside with flush cover cap
- Synchronised feather-light glide
- Full extension with nominal lengths of 270 - 600mm
- High dynamic carrying capacity of 40 or 70kg
- Motion technologies: Standard with integrated **BLUMOTION** for soft and effortless closing
- **TIP-ON BLUMOTION**, the mechanical opening support system (push-to-open)
- **SERVO-DRIVE**, the electrical opening support system
- 3-dimensional front adjustment in the drawer side for precise gap design
- **AMBIA-LINE** inner-dividing systems and accessories available

Various heights for different applications (Drawers, inner drawers, high fronted pull-outs, inner pull-outs)



Drawer side 68.5mm (Height N*)

NL: 400mm | kg: 40
 NL: 450 - 550mm | kg: 40 or 70

Drawer side 91mm (Height M)

NL: 270 - 400mm | kg: 40
 NL: 450 - 600mm | kg: 40 or 70

Drawer side 129mm (Height K*)

NL: 300 - 400mm | kg: 40
 NL: 450 - 650mm | kg: 40 or 70

Drawer side 192mm (Height E)

NL: 270 - 400mm | kg: 40
 NL: 450 - 600mm | kg: 40 or 70

SP *Available on special order

SP *Available on special order

Available colours:



Indium grey matt
 Code: IG-M

Orion grey matt
 Code: OG-M



MERIVOBX - Great variety



MERIVOBX drawer side types

- Using drawer side 91mm (height M) as the base
- Three drawer side types for deeper/pot drawers and inner pull-outs:
 - Metal side (**BOXCAP**)
 - Gallery (square rail)
 - Side design element (**BOXCOVER**)
- Drilling positions and front fixing brackets for front attachment are the same for the entire MERIVOBX range.

MERIVOBX drawer side options available for height E (192mm)



MERIVOBX with BOXCAP
(metal sides)

NL: 270 - 400mm | kg: 40
NL: 450 - 600mm | kg: 40 or 70



MERIVOBX with gallery rail

NL: 270 - 400mm | kg: 40
NL: 450 - 600mm | kg: 40 or 70



MERIVOBX with BOXCOVER
(for side design elements)

NL: 270 - 400mm | kg: 40
NL: 450 - 600mm | kg: 40 or 70



Blum does not supply glass or any other 8mm material for the fronts or side design elements, such as stone, wood or leather. Blum can supply the specifications for cutting.

Inspirations for side design elements



Orion grey matt
Code: OG-M

Side design element:
Wood (8mm)



Indium grey matt
Code: IG-M

Side design element:
Clear glass (8mm)



Orion grey matt
Code: OG-M

Side design element:
Dark glass (8mm)



MERIVOBX overview



1

MERIVOBX

- 1 - Kitchen pantry unit with **SPACE TOWER**
- 2 - Pot drawer
- 3 - Wide drawer for cutlery and utensils



2



3



4

- 4 - **SPACE TOWER** for bedroom closets
- 5 - Bathroom vanity drawers
- 6 - Home office / study drawers



5



6

The minimalist – rectangular with a clear design all the way down the line



TANDEMBOX

TANDEMBOX stands for a clear-cut, rectangular design with its rectangular gallery. All the components have been colour-coordinated, underlining the minimalist design. The tried and tested **TANDEMBOX** cabinet profile with a feather-light glide delivers top quality motion for the lifetime of the furniture.

TANDEMBOX is available with motion technologies and comes standard with integrated **BLUMOTION** for soft and effortless closing.

For push-to-open, combine with **TIP-ON BLUMOTION**, the mechanical opening support system for handle-less furniture, or even for furniture with decorative handles.

For electrical opening combine with **SERVO-DRIVE**.



The square gallery underlines the minimalist product design. All nylon components are matched with the relevant drawer side colour, helping to create a harmoniously simple overall appearance.



6

TANDEMBOX has long proven its worth and offered enhanced ease of use and scope for design for many years. Technological improvements ensure even smoother opening, noticeably more stability and an optimised feather-light glide.



TANDEMBOX overview

The minimalist – rectangular with a clear design all the way down the line



TANDEMBOX

- Concealed, guided full extension – unsurpassed running action – for the lifetime of the furniture
- Full extension with nominal lengths of 270 - 650mm
- High dynamic carrying capacity of 30 or 65kg
- Motion technologies:
Standard with integrated **BLUMOTION** for soft and effortless closing
- **TIP-ON BLUMOTION**, the mechanical opening support system (push-to-open)
- **SERVO-DRIVE**, the electrical opening support system
- 3-dimensional front adjustment in the drawer side for precise gap design
- **ORGA-LINE** inner-dividing systems and accessories available

Various heights for different applications (Drawers, inner drawers, high fronted pull-outs, inner pull-outs)



Drawer side 68.5mm (Height N*)

NL: 400mm | kg: 30
NL: 450 - 550mm | kg: 30 or 65

Drawer side 83.6mm (Height M)

NL: 270 - 400mm | kg: 30
NL: 450 - 650mm | kg: 30 or 65

Drawer side 192mm (Height C)

NL: 270 - 400mm | kg: 30
NL: 450 - 650mm | kg: 30 or 65

Drawer side 224mm (Height D)

NL: 270 - 400mm | kg: 30
NL: 450 - 650mm | kg: 30 or 65

SP *Available on special order

Available colours:



Silk white
Code: SW



Orion grey matt
Code: OG-M



TANDEMBOX overview



1

TANDEMBOX

- 1 - Kitchen pantry unit with **SPACE TOWER**
- 2 - Pot drawer
- 3 - Drawers for all storage requirements



2



3



4



5

- 4 - Cutlery and utensil drawer with inner-drawer
- 5 - Pot drawer below the hob
- 6 - Orion grey drawer



6



Simple. Excellent. Proven.



METABOX drawers are made up of only a few components. Made from robust materials and careful assembly to ensure the best stability values.

These single extension runners are available in various lengths and heights. Applications include the kitchen, bathroom, living areas and office spaces.

Soft-close **BLUMOTION**, is available as an optional extra.



Practical and economical



METABOX

- High quality system with only a few component parts
- High impact nylon rollers
- Single extension with nominal lengths of 270 - 550mm
- High dynamic carrying capacity of 25kg
- Combine or retrofit with **BLUMOTION** motion technology for soft and effortless closing
- 2-dimensional front adjustment in the drawer side for precise gap design
- Available as a neat inner drawer

Various heights for different applications (Drawers, inner drawers, high fronted pull-outs, inner pull-outs)



Drawer side 86mm (Height M)
 NL: 270 - 550mm
 Capacity: 25kg



Height M 86mm with gallery rail
Drawer side height 175mm
 NL: 270 - 550mm
 Capacity: 25kg




Drawer side 150mm (Height H)
 NL: 270 - 550mm
 Capacity: 25kg

Available colour:



Cream
 Code: RAL9001

Optional motion technology:



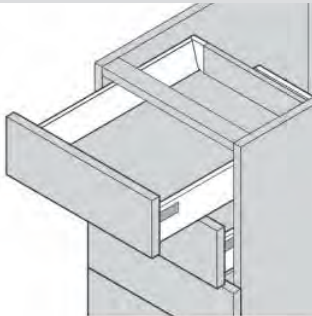
METABOX BLUMOTION ensures soft and effortless closing action.

Box system	METABOX	TANDEMBOX
Wall	Single	Double (curved interior)
Extension	Single 	Full
Colour range	Cream RAL9001 (gloss) 	Silk white (SW) Orion grey matt (OG-M)
Inner dividing systems	None	ORGA-LINE
Motion technology	BLUMOTION as an add-on	Standard with integrated BLUMOTION
TIP-ON BLUMOTION	No	Yes
SERVO-DRIVE	No	Yes
Standard load capacity	25kg	30kg
Heavy duty load capacity	None	65kg
Pull-out bin (Max load)	No	Yes
SPACE TWIN solution	No	Yes (200 / 300 / 450mm)
SPACE TOWER solution	Yes	Yes
Runner profile	Nylon roller (visible) 	Vertical (concealed) Synchronized
Adjustment capabilities	2D	3D
Max drawer width	900mm	1200mm
Max internal drawer width	900mm	1200mm
Drawer height (profile)	M = 86mm	M = 83,6mm / N* = 68,5mm * SP
Deep pull-out height	H = 150mm	C = 192mm / D = 224mm
Deep pull-out configuration	Round gallery	Rectangular gallery
	 M with gallery H with gallery	 rectangular gallery

	MERIVOBX	LEGRABOX
	Double (slim, angular exterior)	Double (slim, straight 12,8mm)
	Full	Full
	Indium grey matt (IG-M) Orion grey matt (OG-M)	Silk white matt (SW-M) Orion grey matt (OG-M) Carbon black matt (CS-M) Special edition: Noble rust (NR) Carbon weave (CSCL)
	AMBIA-LINE	AMBIA-LINE
	Standard with integrated BLUMOTION	Standard with integrated BLUMOTION
	Yes	Yes
	Yes	Yes
	40kg	40kg
	70kg	70kg
	Yes	Yes
	Yes (200 / 300 / 450mm)	Yes (200 / 300 / 450mm)
	Yes	Yes
	L-profile (concealed) Synchronized	Horizontal (concealed) Synchronized
	3D	3D
	1400mm	1400mm
	1200mm	1200mm
	M = 91mm / N* = 68,5mm / K* = 129mm * SP	M = 90,5mm / N* = 66,5mm / K* = 128,5mm * SP
	E = 192mm * SP	C = 177mm / F = 241mm
	MODULAR / BOXCAP / BOXCOVER	pure / free
	 MODULAR square gallery	 pure C
	 BOXCAP	 free C
	 BOXCOVER	 pure F

Additional information and FAQs

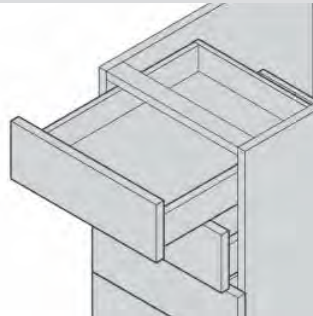
Drawer with box system (metal sides)



Blum manufactures metal box systems for drawers.

**LEGRABOX
MERIVOBX
TANDEMBOX
METABOX**

Wooden drawer



Blum manufactures runner systems for wooden drawers.

**TANDEM
MOVENTO**

What is 'dynamic carrying capacity'?



The maximum load, or total weight of the drawer contents that a pair of runners can carry without failing.

Specify runners suited to the size and usage of the drawer.

How important is the weight of contents in a drawer?



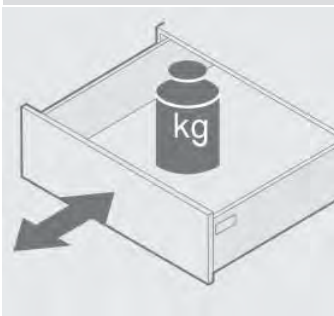
Total weight of contents

Dynamic carrying capacity

Very.

It's important to advise users not to overfill drawers with heavy items that weigh more than the dynamic carrying capacity. The runners won't function properly and may fail.

Testing standard of box systems



Durability

100 000 opening and closing cycles, of which 30 000 cycles fully opened to the pull-out stop.

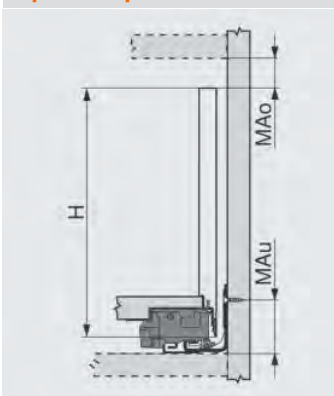
Where can one get the machine drawings?



OPC / OCC

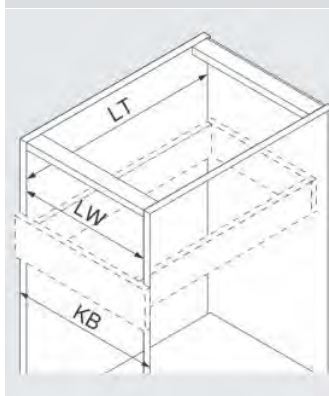
Get machine drawings from the OPC/OCC. Export to CNC and import into design program.

Space requirement in cabinet



H Drawer side height
MAo Min. distance top
MAu Min. distance bottom

Cabinet dimensions



KB Cabinet width
LW Internal cabinet width
LT Internal cabinet depth

Is there a METABOX version of SPACE TWIN?



No.
SPACE TWIN can only be realised with:
**LEGRABOX
MERIVOBX
TANDEMBOX
MOVENTO**


Can METABOX be used for bin pull-outs?




No.
Pull-outs for standing bins can be made using:
**LEGRABOX
MERIVOBX
TANDEMBOX**

Tier system logic

Traditional vs Contemporary tiers



Traditional



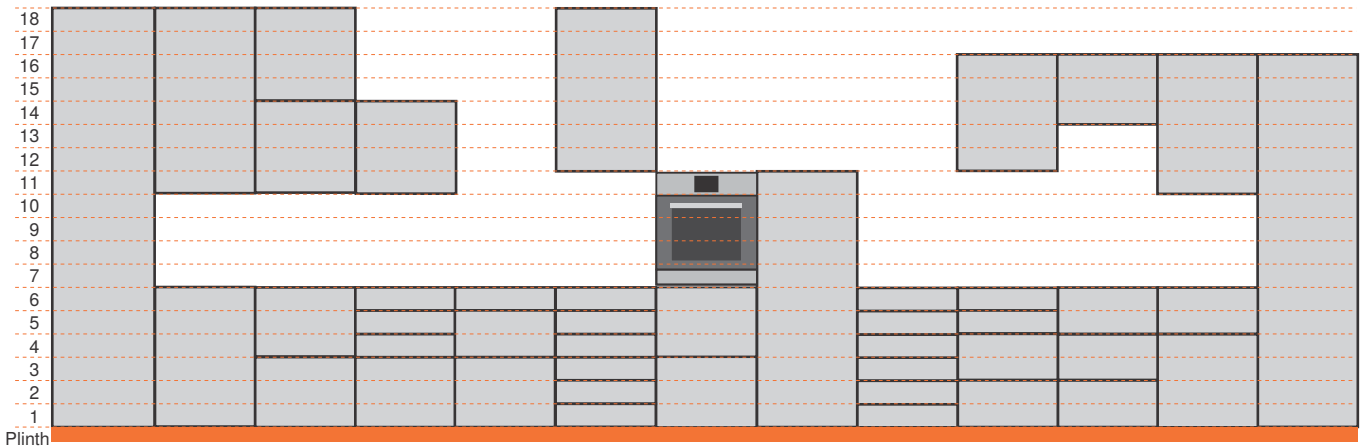
Contemporary

Contemporary cabinetry design is characterised by minimalist design with the focus on functionality and efficiency. Designing with a 6-tier configuration allows for a sleek and high end aesthetic.

The design logic of a tier system:

- All cabinetry heights are based on the increment height of rows or tiers.
- One tier is 130mm, two tiers 260mm, three tiers 390mm and so on.
- Space between a base cabinet and a wall cabinet can also be calculated using the tier logic.

6-Tier configuration ideas



Benefits of 6-tier design



- Lower plinth allows for more cabinetry space.
- Designers have more flexibility in terms of configurations.
- Allows for 2 and 3 deep pull-out configurations.
- Increased combination of internal drawer systems.
- Complements all design styles and finishes.
- Allows more space for a facet application.
- Manufacturing processes are streamlined and components become modular.
- Can be implemented across all product ranges (BIC, vanities, TV units, etc.)
- Allows for shorter and simplified installations.
- Blum box systems, lift systems, runner systems and hinges can be used with tier systems.

Designing with Blum



Blum Inspirations

We offer workshops and training on designing with Blum.



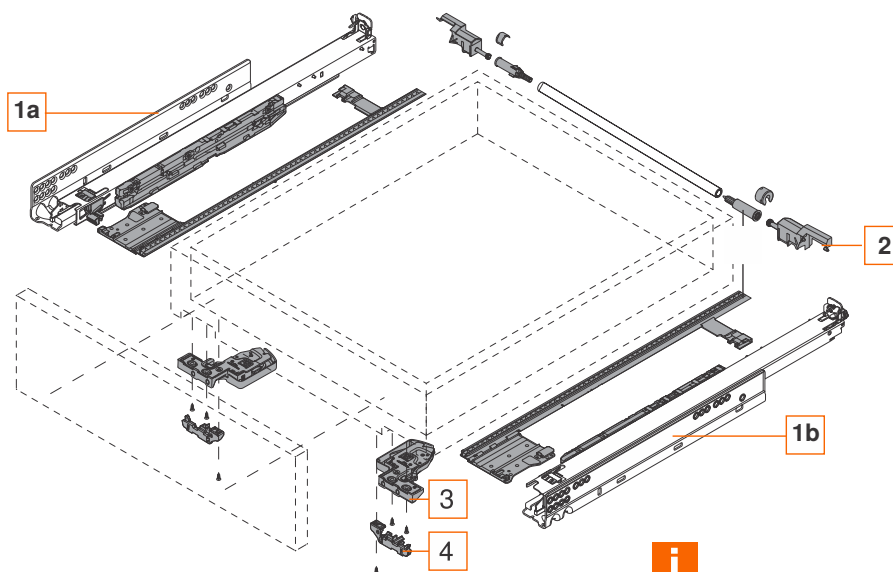
Runner systems for wooden drawers (undermounts)



Our runner systems give you quality steel for your wooden design ideas. These runners, often referred to as undermounts, are concealed as they are attached to the underside of the drawer base.

We have a solution for every requirement: the sophisticated **MOVENTO** and the versatile **TANDEM** runner system. They can be combined with various motion technologies for enhanced convenience.

- **BLUMOTION** – for soft and effortless closing
- **SERVO-DRIVE** – electric opening support, combined with **BLUMOTION**
- **TIP-ON BLUMOTION** – mechanical opening support, combined with **BLUMOTION (MOVENTO only)**
- **TIP-ON** – mechanical opening support (**TANDEM only**)
- Comprehensive programme for many options
- High stability and excellent sag values
- Quality for the lifetime of the furniture



Runner system:

- 1a - Left runner
- 1b - Right runner
- 2 - Side stabilisation set for wide drawers
- 3 - Locking device (left/right)
- 4 - Optional: Depth adjustment (left/right) for inset applications



Blum does not provide the board components for sides, front, base and back.

Types of runner systems for wooden drawers

MOVENTO

112



The sophisticated runner system

MOVENTO offers synchronised smooth running action with concealed full extension runners, 4-dimensional front adjustment, and a dynamic carrying capacity of 40 and 70 kg with high stability and excellent sag values.

TANDEM

113



The versatile runner system

TANDEM high ease-of-use in the entire living area. The comprehensive **TANDEM** programme has the right solution for any piece of furniture. Available in single, 7/8 and full extension.



MOVENTO - The sophisticated runner system



Our sophisticated **MOVENTO** runner system, provides a synchronised feather-light glide for soft and effortless opening and closing.

- Concealed full extension runners
- Nominal lengths of 270 - 650mm
- High dynamic carrying capacity of 40 or 70kg
- High stability and excellent sag values
- Motion technologies:
 - Standard with integrated **BLUMOTION** for soft and effortless closing
 - **TIP-ON BLUMOTION**, the mechanical opening support system (push-to-open)
 - **SERVO-DRIVE**, the electrical opening support system
- 4-dimensional front adjustment
- Tool-free side, height, and tilt adjustment
- Built-in width and depth tolerance compensation
- **AMBIA-LINE** inner-dividing systems and accessories available



Carrying capacity and stability

MOVENTO boasts excellent stability and a high load bearing capacity. Thanks to its superb sag values, the runner system is also ideal for applications near to the floor. This makes the full extension with 40 and 70 kg load bearing classes the first choice.



Handle-less options

MOVENTO can be implemented with various motion technologies by Blum. You decide which one best meets your requirements.



Pull-out shelf lock

The pull-out shelf lock for **MOVENTO** engages securely on both sides when the pull-out shelf is fully extended and holds it firmly in place. The pull-out shelf lock can be easily released with one hand thanks to synchronisation.



Synchronised feather-light glide


The synchronised feather-light glide is a special feature of the **MOVENTO** runner system. The runner components with low-friction cylindrical nylon rollers run uniformly and almost silently – for soft and effortless opening and closing.



4-dimensional adjustment ease

With **MOVENTO**, you can adjust the height, tilt and depth of the front and also modify it at the sides. There is no need to alter the drawer and you get a precise gap layout quickly, easily and without tools.

TANDEM - The versatile runner system



TANDEM ensures that you have flexible design options for wooden drawers.

- For wood thickness of 11-16mm
- Concealed runners in various extensions: Single, 7/8 and full extension
- Nominal lengths of 270 - 650mm
- Dynamic carrying capacity of 30kg

- Motion technologies:
- Integrated **BLUMOTION** for soft and effortless closing
- **TIP-ON**, the mechanical opening support system (push-to-open)
- **SERVO-DRIVE**, the electrical opening support system

- Low-friction cylindrical rollers ensure a feather-light glide
- Tool-free height and front tilt adjustment
- Built-in width and depth tolerance compensation

- **ORGA-LINE** inner-dividing systems and accessories available



TANDEM smooth running action

Smooth running action, dampened rail transitions and low-friction cylindrical nylon roller runners. This is the quality recognised all over the world.



Integrated TIP-ON for TANDEM

The **TANDEM** range is available with an integrated opening support system – enhanced convenience for your customers, less effort for you. All you need is the runners and a one-piece synchronisation linkage for assembly.



Stability

With **TANDEM**, you can use pull-outs that are near the floor as well as extra wide, high and deep pull-outs. The runner is stable and has good sag values – even when the drawer is fully loaded.



Pull-out shelf lock

When the pull-out shelf is extended fully, the pull-out shelf lock engages for **TANDEM** securely and on both sides. The pull-out shelf lock can be easily released with one hand thanks to synchronisation.



1

Runner systems

For all drawers constructed with wood.

- 1 - With a pull-out shelf lock eg. laundry area
- 2 - Living room drawers
- 3 - Study / home office drawers



2



3



- 4 - Bedside table full extension drawer
- 5 - Bathroom vanity drawer
- 6 - Bedroom drawer



7

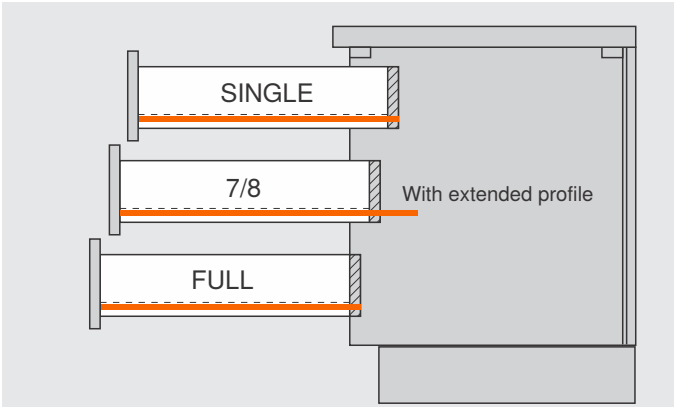


7 - Kitchen drawers
8 - Kitchen - SPACE TOWER
9 - Kitchen appliance storage using pull-out shelf lock



Additional information and FAQs


What extensions are available for TANDEM and MOVENTO?



Single extension - **TANDEM** runners only

7/8 extension - **TANDEM** runners only

Full extension - **TANDEM** and **MOVENTO** runners



Drawers with single extension and 7/8 extension **TANDEM** runners don't open out fully.

Drawers with full extension **TANDEM** or **MOVENTO** runners open out fully allowing easy access to items right at the back.

Testing standards for Blum runner systems



TANDEM and **MOVENTO** runners are tested 100 000 times while fully loaded.

What is 'dynamic carrying capacity'?



The maximum load, or total weight of the drawer contents that a pair of runners can carry without failing.

Note: It's important to advise users not to overfill drawers with heavy items.

Length of the shortest runner?



We have runners from 270mm



Blum's practical inner dividing systems organise every drawer and pull-out.

Pots and pans, toiletries and bathroom accessories, everything is where it should be, clear visibility and everything within easy reach.

Storage space can be put to optimal use and interiors tailored to individual needs.

AMBIA-LINE for LEGRABOX | MERIVOBX



The elegant frames have various uses and bring perfect organisation into any living area.

AMBIA-LINE kitchen accessories



The practical accessories combine beautiful design with practical function.

ORGA-LINE for TANDEMBOX



ORGA-LINE creates impressive order in any drawer or high-fronted pull-out.

ORGA-LINE kitchen accessories



With spice holders, foil/film dispensers and much more, you have everything that you need close at hand. The tools can be quickly cleared away after cooking.

Adjustable organisation systems for LEGRABOX, MERIVOBX and TANDEMBOX

AMBIA-LINE for LEGRABOX | MERIVOBX

120



Organisation at its best

Drawers:
Cutlery tray inserts
Frames

High-fronted pull-outs:
Frames

AMBIA-LINE kitchen accessories

128



Practical accessories

Spice holder
Plate holder
Film/foil dispenser
Knife holder



AMBIA-LINE

ORGA-LINE for TANDEMBOX

130



Everything you need at a glance

Drawers:
Container sets in stainless steel
Utensil divider sets

High-fronted pull-outs:
Cross dividers

ORGA-LINE kitchen accessories

136



Small accessories, big impact

Spice holder
Plate holder
Film/foil dispenser
Knife holder



ORGA-LINE

Organisation at its best



The elegant inner dividing system carries the minimalist design through to interiors and beautifully organises furniture throughout the home.

The frames can easily be positioned wherever required and are available in high-quality materials such as coated steel and selected wood décors.

Well-thought-out kitchen accessories such as the spice and plate holder round off this compact range.

8

AMBIA-LINE for drawers



Cutlery insert



Frame



AMBIA-LINE drawer frames can be enhanced by using foil | film dispensers and a knife holder.

AMBIA-LINE for high fronted pull-out



Frame - easy to place



Frame



The Blum plate holder and spice holder complement **AMBIA-LINE**.

Cutlery inserts and frames for drawers



- Practical for kitchen applications and in other areas of the home
- Elegant, slim design
- Suitable for **LEGRABOX** and **MERIVOBX** drawers and inner pull-out, height M and K
- Can be positioned as desired
- Cutlery insert with soft touch surface (except for wood)
- Film | foil dispenser and knife holder can be added
- Frame height 51mm
- Material: steel, powder-coated
- Colours:
 - Silk white matt (SW-M)
 - Indium grey matt (IG-M)
 - Orion grey matt (OG-M)
 - Carbon black matt (CS-M)
 - Nebraska oak **SP**

Cutlery insert

Component:
ZC7S500BS3
W=300mm



Component:
ZC7S500BS3
W=300mm



NL	Colour	BZA code
500mm*	Orion grey matt	520-1023
	Silk white/Orion grey matt	520-1028
	Carbon black matt	520-1150
	Indium grey matt	520-1053

NL	Colour	BZA code
500mm*	Nebraska oak	523-1007

*Also available for:
NL= 450/500/550/600/650mm

Narrow frame for drawer

Component:
ZC7S500RS1
Narrow frame
W=100mm



NL	Colour	BZA code
500mm*	Orion grey matt	520-1060
	Silk white matt	520-1059
	Carbon black matt	520-1066
	Indium grey matt	520-1064

Wide frame for drawer


Component:
ZC7S500RS2
Wide frame
W=200mm



NL	Colour	BZA code
500mm*	Orion grey matt	520-1062
	Silk white matt	520-1061
	Carbon black matt	520-1067
	Indium grey matt	520-1065

Large frame for drawer (square)

Component:
ZC7S300RSU
W=242mm



NL	Colour	BZA code
270- 400mm	Orion grey matt	520-1043
	Silk white matt	520-1045
	Carbon black matt	520-1055
	Indium grey matt	520-1056

Cutlery and utensil sets for drawers* (Height M and K)

Cabinet widths 450–500mm		
NL	Component colour	BZA code
500mm*	Orion grey matt	520-1023
	Indium grey matt	520-1053
	Silk white matt	520-1028
	Carbon black matt	520-1150

Cabinet widths 550–600mm		
NL	Component colour	BZA code
500mm*	Orion grey matt	520-2001
	Indium grey matt	520-2040
	Silk white matt	520-1050
	Carbon black matt	520-2020

Cabinet widths 750 - 800mm		
NL	Component colour	BZA code
500mm*	Orion grey matt	520-2002
	Indium grey matt	520-2041
	Silk white matt	520-1051
	Carbon black matt	520-2021

Cabinet widths 900mm		
NL	Component colour	BZA code
500mm*	Orion grey matt	520-2003
	Indium grey matt	520-2042
	Silk white matt	520-1052
	Carbon black matt	520-2022

Cabinet widths 1200mm		
NL	Component colour	BZA code
500mm*	Orion grey matt	520-2004
	Indium grey matt	520-2043
	Silk white matt	520-1053
	Carbon black matt	520-2023

*These sets have been created for drawers with NL 500mm runners and an internal drawer depth of 475mm. Should you require sets for shorter or deeper drawers, speak to your Rep for assistance.

Available colours:
 Silk white matt (SW-M)
 Indium grey matt (IG-M)
 Orion grey matt (OG-M)
 Carbon black matt (CS-M)

Nebraska oak/OG-M (E02G)*Special Order

Utensil sets for drawers* (Height M and K)

Cabinet widths 450 - 550mm		
NL	Component colour	BZA code
500mm*	Orion grey matt	520-2005
	Indium grey matt	520-2044
	Silk white matt	520-1054
	Carbon black matt	520-2024

Cabinet widths 600mm		
NL	Component colour	BZA code
500mm*	Orion grey matt	520-2006
	Indium grey matt	520-2045
	Silk white matt	520-1055
	Carbon black matt	520-2025

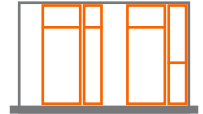
Cabinet widths 750–1200 mm		
NL	Component colour	BZA code
500mm*	Orion grey matt	520-2007
	Indium grey matt	520-2046
	Silk white matt	520-1056
	Carbon black matt	520-2026



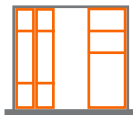
Cutlery inserts and drawer frames can be combined as required



Drawer frames organise utensils keeping them ready at hand. The cross dividers can be adjusted according to the item length.




Drawer frames for odds and ends



Use cutlery inserts and frames for stationery drawers



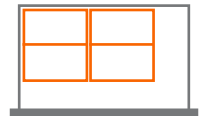
Drawer frames for bedrooms



2x ZC7S300RSU
Indium grey matt



Drawer frames - Bathroom drawers



2x ZC7S300RHU
Nebraska oak/OG-M (E02G)



Frames for high fronted pull-outs



- Practical for kitchen applications and in other areas of the home
- Elegant, slim design
- Suitable for **LEGRABOX** high fronted pull-out and inner pull-out, height C and F
- Suitable for **MERIVOBX** high fronted pull-out and inner pull-out, height E
- Can be positioned as desired and provides a secure hold with magnetic side
- Plate holder and spice holder can be added

- Frame height 110 mm
- Material: steel, powder-coated

- Colours:
 Silk white matt (SW-M)
 Indium grey matt (IG-M)
 Orion grey matt (OG-M)
 Carbon black matt (CS-M)
 Nebraska oak*

8

Frame for high fronted pull-outs

Cabinet depths NL 400–650mm


Component:
ZC7F400RSP



NL	Colour	BZA code
400 - 650mm	Orion grey matt	520-1041
	Silk white matt	520-1040
	Carbon black matt	520-1042
	Indium grey matt	520-1054

Cabinet depths NL 270–650mm

Component:
ZC7F300RSU



NL	Colour	BZA code
270 - 650mm	Orion grey matt	520-1039
	Silk white matt	520-1037
	Carbon black matt	520-1038
	Indium grey matt	520-1035

Recommendations

Cabinet width (KB)	Quantity
300 - 600mm	1 x 218mm wide frame
800 - 1000mm	2 x 218mm wide frames
1200mm	3 x 218mm wide frames

Recommendations

Cabinet width (KB)	Quantity
400 - 600mm	1 x 242mm wide frame
800 - 900mm	2 x 242mm wide frames
1000 - 1200mm	3 x 242mm wide frames

Pull-out - Kitchen / living area

Cabinet widths 300–600 mm		
NL	Colour	BZA code
450 - 650mm	Orion grey matt	520-1041
	Silk white matt	520-1040
	Carbon black matt	520-1042
	Indium grey matt	520-1054

Cabinet widths 800–1000 mm		
NL	Colour	BZA code
450 - 650mm	Orion grey matt	2x 520-1041
	Silk white matt	2x 520-1040
	Carbon black matt	2x 520-1042
	Indium grey matt	2 x 520-1054

Pull-out – Bathroom

Cabinet widths 350–550 mm		
NL	Colour	BZA code
300 - 400mm	Orion grey matt	520-1039
	Silk white matt	520-1037
	Carbon black matt	520-1038
	Indium grey matt	520-1035

Cabinet widths 600–1000 mm		
NL	Colour	BZA code
300 - 400mm	Orion grey matt	2x 520-1039
	Silk white matt	2x 520-1037
	Carbon black matt	2x 520-1038
	Indium grey matt	2 x 520-1035

Cabinet widths ≥ 1200 mm		
NL		BZA code
300 - 350mm	Orion grey matt	3x 520-1039
	Silk white matt	3x 520-1037
	Carbon black matt	3x 520-1038
	Indium grey matt	3 x 520-1035

AMBIA-LINE cross gallery for pots and lids



- Practical for kitchen applications
- With cross gallery for cutting to size
- Suitable for **LEGRABOX** high fronted pull-out, heights C and F
- Suitable for **MERIVOBX** high fronted pull-out, height E
- Can be put in any position and offers secure location
- Material: aluminium
- Available in:
 - Silk white matt
 - Orion grey matt
 - Carbon black matt
 - Indium grey matt



Cabinet widths 300–1000 mm		
		Cross divider 2 x Lateral dividers Connectors
NL	Box system	Colours
450 - 650mm	LEGRABOX pure	SW-M / OG-M / CS-M
	LEGRABOX free	SW-M / OG-M / CS-M
	MERIVOBX	IG-M / OG-M

AMBIA-LINE-bottle set

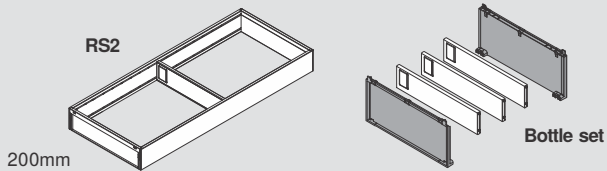

- Practical for kitchen applications
- Elegant, slim design
- Suitable for **LEGRABOX** high fronted pull-out, heights C and F
- Suitable for **MERIVOBX** high fronted pull-out, height E
- Can be put in any position and offers secure location

- Installation height 140 mm (drawer frame with bottle set)
- Material: steel, powder-coated

8

Bottle set for cabinets 300 - 450mm wide

*Includes RS2 frame & cross dividers



NL	Width 200 mm	BZA code
500mm*	Orion grey matt	520-2009
	Silk white matt	520-1058
	Carbon black matt	520-2028
	Indium grey matt	520-2048

*Also available for:
 NL= 450/500/550/600/650mm



AMBIA-LINE for organisation of food containers



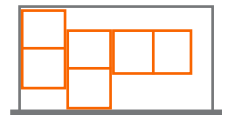
Drawer frames organise decor items in the living room. The cross dividers can be positioned where required.



AMBIA-LINE for clothing and accessories



AMBIA-LINE for accessories



AMBIA-LINE for pots and lids. The cross gallery allows lids to be stored separately and at an angle within easy reach.



AMBIA-LINE for bottles and cutting boards.



Small accessories, big impact


The attractive **AMBIA-LINE** kitchen accessories combine a high-quality design with well-conceived functionality. Holders for knives, plates and spices and dispensers for cling film or foil help to keep the kitchen tidy. Everything is perfectly in place – your kitchen utensils are tidily stored in the pull-out and easy to access.

8


Foil/film dispenser

By using the foil dispenser, cling film and aluminium foil can be pulled out without creases and cleanly cut.


Knife holder

Up to nine knives can be stored safely and tidily in the knife holder to ensure easy access.


Blum plate holder

The infinitely adjustable Blum plate holder can safely accommodate up to 12 plates in the pull-out and can also be easily transported.


Spice holder

Spice containers of various sizes can be tidily stored in the spice holder without risk of tipping over.

Accessories suitable for **LEGRABOX** and **MERIVOBX** drawers and inner pull-out, height M and K

Foil / film dispenser + Drawer frame

Length	Width		BZA code
409mm	187mm	Foil / film dispenser (1) only	520-1016
422mm	200mm	Optional RS2 (2) frame*	
		Orion grey matt	520-1062
		Silk white matt	520-1061
		Carbon black matt	520-1067
		Indium grey matt	520-1065

Knife holder + Drawer frame

Length	Width		BZA code
409mm	187mm	AMBIA-LINE knife holder (1) only	520-1020
422mm	200mm	Including RS2 (2) frame colour*	
		Orion grey matt	520-2011
		Silk white matt	520-1060
		Carbon black matt	520-2030
		Indium grey matt	520-1050

Accessories suitable for **LEGRABOX** high fronted pull-out and inner pull-out, height C and F.
 Suitable for **MERIVOBX** high fronted pull-out, height E.

Spice holder + Pull out frame

Length	Width		BZA code
356mm	205mm	AMBIA-LINE spice insert (1) only	520-1019
370mm	218mm	Including RSP (2) frame colour*	
		Orion grey matt	520-2012
		Silk white matt	520-1061
		Carbon black matt	520-2031
		Indium grey matt	520-1051

Plate holder

For up to 12 plates
 Plate diameter 186–322 mm
 Stacking height 146mm

Height	Component	BZA code
170mm	ZC7T0350	520-1021
	Recommendation: 2 x plate holders for drawer widths 400mm 4 x plate holders for drawer widths 800mm	

*Use of film/foil dispenser, knife holder and spice holder in combination with frame is recommended.

Everything you need at a glance



ORGA-LINE for **TANDEMBOX** is a high-quality inner dividing system with a customised design for drawers and pull-outs.

Be it cutlery, bottles or pots – all your items can be stored in a way that is both practical and convenient. All the dividers can be adjusted to accommodate the storage items. **ORGA-LINE** therefore provides easy access and organisation in drawers and pull-outs.

The practical **ORGA-LINE** kitchen accessories also make many kitchen tasks easier and organise interiors.

8

ORGA-LINE for drawers



Container sets



Utensil divider sets



ORGA-LINE sets for drawers can be supplemented with a foil/film dispenser and a knife holder.

ORGA-LINE for high fronted pull-outs



Cross dividers



ORGA-LINE sets for high fronted pull-outs can be supplemented with a spice holder and/or plate-holders.



ORGA-LINE

ORGA-LINE container sets for drawers



- Practical for kitchen applications
- Well-suited for cutlery
- Suitable for **TANDEMBOX** drawers and inner pull-out, height M and K
- Removable containers (dishwasher-proof)
- Film/foil dispenser and knife holder can be used as an option

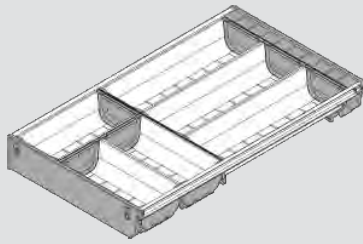
- Nominal length NL 450–550 mm
- Recommendation: cabinet width KB 275–1200 mm

ORGA-LINE utensil divider sets for drawers



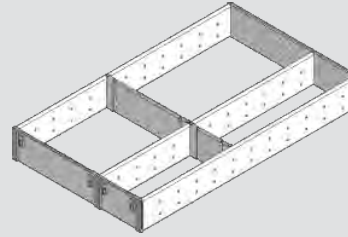
- Practical for kitchen applications and in other areas of the home
- Suitable for **TANDEMBOX** drawers and inner pull-out, height M and K
- Removable containers (dishwasher-proof)
- Film/foil dispenser and knife holder can be used as an option

- Nominal length NL 450–550 mm
- Recommendation: cabinet width KB 275–1200 mm

Cutlery container sets for drawers (Height M and K)
Utensil divider set for drawers (Height M and K)
Cabinet widths 450–600mm


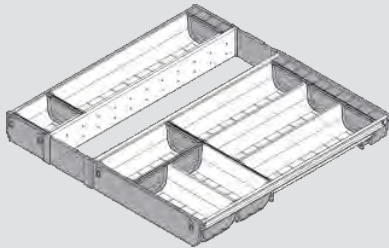
Length: 474 mm
Min. width: 280 mm
Height: 64.2 mm

NL	Component	BZA code
500mm*	ZSI.500BI3 cutlery set	66-043

Cabinet widths 450 - 600mm


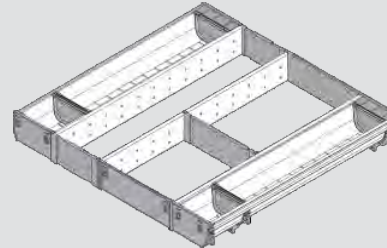
Length: 47 mm
Min. width: 291mm
Height: 64.2mm

NL	Component	BZA code
500mm*	ZSI.500FI3 utensil divider	66-063

Cabinet width 600mm


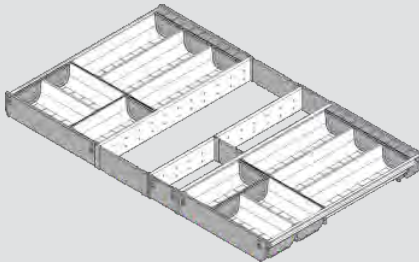
Min. width: 515 mm
Max. width: 524 mm
Length: 474 mm
Height: 64.2 mm

NL	Component	BZA code
500mm*	ZSI.60VEI6 cutlery set	66-093

Cabinet width 600mm


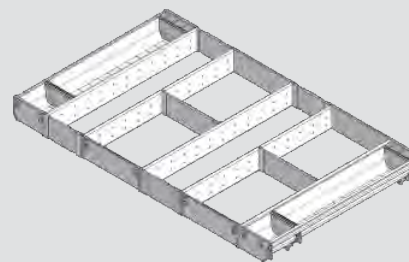
Length: 474 mm
Min. width: 515 mm
Max. width: 524 mm
Height: 64.2 mm

NL	Component	BZA code
500mm*	ZSI.60VUI6	66-110

Cabinet width 900mm


Min. width: 815mm
Max. width: 824mm
Length: 474mm
Height: 64.2mm

NL	Component	BZA code
500mm*	ZSI.90VEi6 cutlery set	66-095

Cabinet width 900mm


Length: 474 mm
Min. width: 815 mm
Max. width: 824 mm
Height: 64.2 mm

NL	Component	BZA code
500mm*	ZSI.90VUI6	66-112

Recommendations

Cabinet width (KB)	Quantity
600mm	1 x 66-043 cutlery set or 1 x 66-093
800 - 900mm	1 or 2 x 66-043 cutlery set/s or 1 x 66-095

Recommendations

Cabinet width (KB)	Quantity
600mm	1 x 66-063 utensil divider or 1 x 66-110
800 - 900mm	1 or 2 x 66-063 utensil divider set/s or 1 x 66-112

*Also available for:
NL= 450 / 550mm

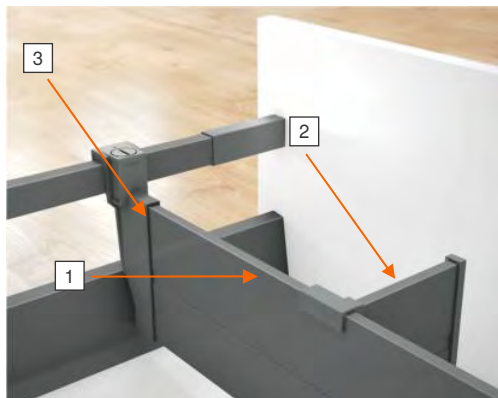
ORGA-LINE for high fronted pull-outs – cross divider



- ORGA-LINE flexible dividing system
- With cross divider to be cut to size
- Suitable for **TANDEMBOX antaro** high fronted pull-out, heights C and D
- Nominal length NL 270–650 mm
- Recommendation: cabinet width KB 275–1200 mm



Contact your rep for any assistance you may require with this product.



Components	Component code	Colour	BZA Code
1 - Cross Dividers	Z40L1077A	Silk white matt	69-180
2 - Lateral Dividers	Z43L100S	Silk white matt	69-182
3 - Connectors	Z40D0002Z (Height D)	Silk white matt	70-071
1 - Cross Dividers	Z40L1077A	Orion grey matt	89-280
2 - Lateral Dividers	Z43L100S	Orion grey matt	89-282
3 - Connectors	Z40D0002 (Height D)	Dust grey	89-281

Use the table below for planning and ordering

TANDEMBOX antaro Box height	Cabinet Width	Cross Dividers	Connectors	Lateral Dividers
		Quantity	Quantity	Quantity
Height D / C	450 - 550mm	1	4	3
Height D / C	600mm	1	4	4
Height D / C	650 - 850mm	2	4	5
Height D / C	900mm	2	4	6
Height D / C	950 - 1150mm	2	4	7
Height D / C	1200mm	2	4	8

ORGA-LINE for TANDEMBOX – cross divider and bottle rack

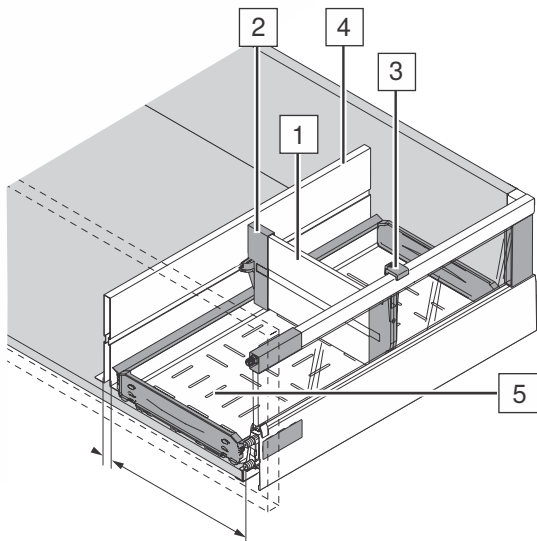


- **ORGA-LINE** flexible dividing system
- With cross divider to be cut to size
- Dividing wall for nominal length NL 500 and 550mm available
- Suitable for **TANDEMBOX antaro** high fronted pull-out, heights C and D

- Recommendation:
Cabinet width KB 275–1200mm
- Nominal length NL 500–550mm



See our range of All-in-one solutions in Chapter 2 for easy ordering.


Components of a bottle set

Minimum cabinet width (KB) 300mm

NL	Components	Component	Colour	BZA code	Colour	BZA code
500 mm	1 Cross Divider (for cutting to size)	Z40L1077A	Silk white	69-180	Orion grey	89-280
	2 Cross Divider Connector (to dividing wall)	Z40L0002	Silk white	69-181	Orion grey	89-283
	3 Cross Divider Connector (to C height gallery)	Z40C0002Z	Silk white	70-070	Orion grey	89-284
	3 Cross Divider Connector (to D height gallery)	Z40D0002Z	Silk white	70-071	Dust grey	89-281
	4 Dividing Wall	Z46L470S	Silk white	69-222	Orion grey	89-224
	5 Bottle rack (drip tray)	Z48.30B016	Stainless steel	66-010	Stainless steel	66-010



Cutlery can be grouped together in sets for practical and tidy storage using container sets.



Utensil dividers and container sets keep a cutlery drawer neat and perfectly organised.

8



Create storage for baking tins, muffin trays, whisks and other baking essentials using cross dividers and utensil sets.



Keep drawers for odds and ends sorted with container sets.



Store plastic containers neatly with lids in separate compartments using cross dividers for organisation.



Use cross dividers in a deep pot drawer to store pots and lids separately for easy access.

Small accessories, big impact



The practical **ORGA-LINE** kitchen accessories also make many kitchen tasks easier and organise interiors. With the spice holder, foil dispenser and much more, you have everything that you need close at hand. And when cooking is done, they can be quickly stored away. For **ORGA-LINE** organisation that also looks beautiful.



ORGA-LINE kitchen accessories can also be used in wooden drawers with **TANDEM** or **MOVENTO** runners.

8


Foil/film dispenser

Plastic film without any creases – child's play with our dispenser. The secret: The Blum dispenser rod.


Knife holder

Whether large or small – the knife holder can safely hold up to 9 knives.


Blum plate holder

The infinitely adjustable Blum plate holder can safely accommodate up to 12 plates in the pull-out and can also be easily transported.


Spice holder

The **ORGA-LINE** spice holder provides safe and well-organised storage for your spices.

Accessories suitable for **TANDEMBOX** drawers and inner pull-out, height M and K.

Knife holder		Film dispenser		Foil dispenser	
For 9 knives		For plastic film		For aluminium foil	
Component	BZA code	Component	BZA code	Component	BZA code
ZSZ.02M0	66-201	ZSZ.01F0 Including film	66-202	ZSZ.02F0 Including foil	66-203

Accessories suitable for **TANDEMBOX** high fronted pull-out, height C and D.

Spice holder				Plate holder		
Removable with optional base fixing bracket				For up to 12 plates Plate diameter 186–322 mm Stacking height 146mm		
KB	Width (B)	Component	BZA code	Height	Component	BZA code
300 mm	212 mm	ZFZ.30G0I	66-130	170mm	ZC7T0350	520-1021
400 mm	312 mm	ZFZ.40G0I	66-131	Recommendation: 2 x plate holders for drawer widths 400mm 4 x plate holders for drawer widths 800mm		
450 mm	362 mm	ZFZ.45G0I	66-132			

Complete set of kitchen accessories



Kitchen accessory set	
Set contains:	BZA code
<ul style="list-style-type: none"> 1 x film dispenser 1 x foil dispenser 1 x knife holder 2 x Blum plate holders 2 x spice holders (for cabinet width KB 300mm) 	66-121



ORGA-LINE adjustable organisation system is specifically designed for wooden drawers with **TANDEM** and **MOVENTO**.

It fits in the space you have and can be rearranged to store the items you need. The customisable system is made of stainless steel trays and dividers.

The practical **ORGA-LINE** kitchen accessories also make many kitchen tasks easier and organise interiors.



Container sets



Utensil divider sets



Cross dividers



Deep drawers can be supplemented with plate holders and spice holders

Adjustable organisation systems for MOVENTO and TANDEM

ORGA-LINE for MOVENTO and TANDEM

140



Organisation at its best

Drawers:
Containers and dividers

High-fronted pull-outs:
Cross dividers

ORGA-LINE kitchen accessories

136



Practical accessories

- Spice holder
- Plate holder
- Film/foil dispenser
- Knife holder



See **ORGA-LINE** kitchen accessories for **TANDEMBOX** on page 136.
These accessories can be used in wooden drawers with **MOVENTO** and **TANDEM**.

Versatile in function



Elegant, easy to use, adjustable inner dividing systems such as **ORGA-LINE** are essential items in the kitchen. Specifically designed for **TANDEM** and **MOVENTO**, these organisers and accessories bring functionality to your kitchen and other living spaces and make your daily routine easier.

8

ORGA-LINE for wooden drawers



Container sets for cutlery



Containers for odds and ends in the kitchen / accessories in bedroom drawers



Utensil divider sets



The **ORGA-LINE** sets for drawers can be supplemented with a foil/ film dispenser and a knife holder.

ORGA-LINE for high fronted wooden pull-outs



Cross and lateral dividers



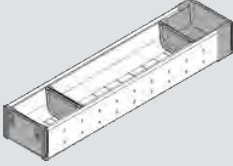
The **ORGA-LINE** sets for high fronted pull-outs can be supplemented with a spice holder and/or plate-holders.



ORGA-LINE kitchen accessories for **TANDEMBOX** can also be used in wooden drawers with **TANDEM** or **MOVENTO**.

Container set for drawers (Minimum height 80mm)

Cabinet width 450mm

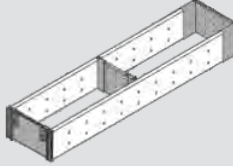


Length: 477 mm
Min. width: 108 mm
Height: 65.5 mm

NL	Component	BZA code
500 mm	ZHI.437B11	66-036

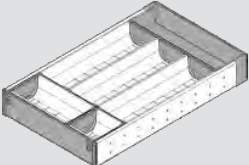
Utensil divider set for drawers (Minimum height 80mm)

Cabinet width 450mm



NL	Component	BZA code
500 mm	ZHI.437F11	66-037

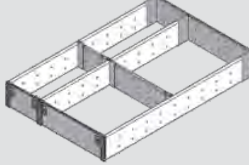
Cabinet width 500mm



Length: 477 mm
Min. width: 285 mm
Height: 65.5 mm

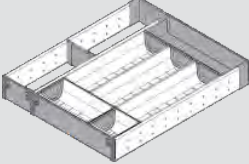
NL	Component	BZA code
500 mm	ZHI.437B13	66-030

Cabinet width 500mm



NL	Component	BZA code
500 mm	ZHI.437F13	66-032

Cabinet width 600mm

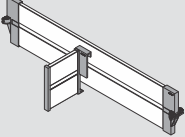


Length: 477 mm
Min. width: 381 mm
Height: 65.5 mm

NL	Component	BZA code
500 mm	ZHI.437K14	66-033

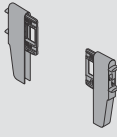
Cross dividers for high-fronted wooden drawers

Cross divider and lateral dividers




Cross divider	Component	BZA Code
Silk white matt	Z40L1077A	69-180
Orion grey matt	Z40L1077A	89-280
Lateral divider	Component	BZA Code
Silk white matt	Z43L100S	69-182
Orion grey matt	Z43L100S	89-282

Cross divider connector



Z40H000

Cross divider adapter



ZHI.500SS65

Does Blum offer drawer organisation for wooden drawers?



Yes.

ORGA-LINE inner dividing systems for drawers manufactured with **TANDEM** and **MOVENTO** runner systems.

ORGA-LINE kitchen accessories can also be added.

What types of drawer organisation is available for metal box drawer systems?



ORGA-LINE inner dividing systems for **TANDEMBOX**.

ORGA-LINE kitchen accessories can also be added.

AMBIA-LINE inner dividing systems for **MERIVOBX** and **LEGRABOX**.

AMBIA-LINE kitchen accessories can also be added.

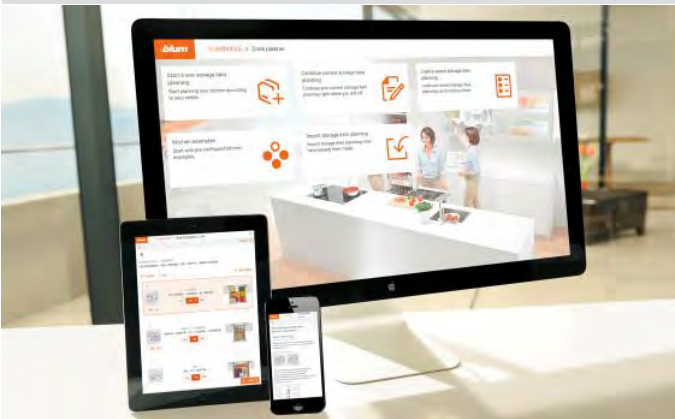
Does Blum offer assistance with which inner dividing systems to specify?



Yes.

Use our Quick Start Guide on the opposite page. Copy the page and fill in the information. Scan and email to your Rep.

Is there an online tool for planning?



Yes.

Blum Zone Planner.

Find out how much storage space is required to assist with kitchen design.



www.blum.com/zoneplanner



Customer name: _____
 Customer contact: _____
 Customer e-mail: _____

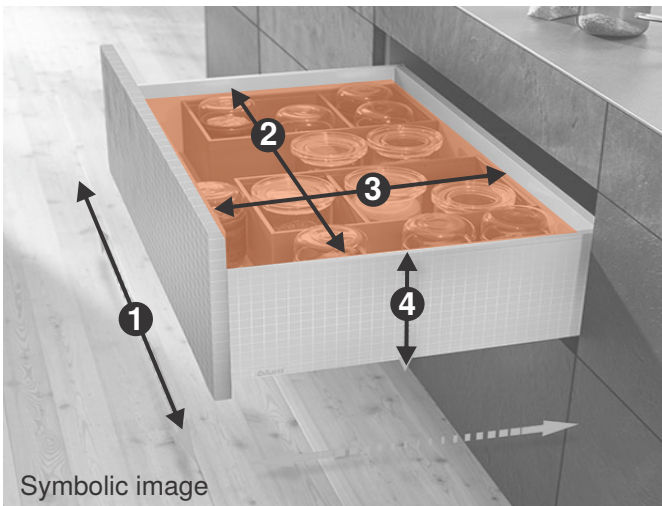
**Photos of kitchen/
drawers supplied:**
 Yes No

DRAWER DETAILS:

WOODEN: **TANDEM** **MOVENTO** **Other**
METAL BOX: **TANDEMBOX** **MERIVOBX** **LEGRABOX** **Other**

DIMENSIONS AND USE:

Drawer	Fronth width	Internal width	Internal depth	Height	Items to be stored
<i>Sample</i>	<i>600mm</i>	<i>96mm</i>	<i>500mm</i>	<i>80mm</i>	<i>Cutlery - 2 full sets and serving spoons</i>
1					
2					
3					
4					
5					
6					
7					
8					
9					
10					



DIMENSION GUIDE

- 1 - Width of cabinet front
- 2 - Internal width of drawer
- 3 - Internal depth of drawer
- 4 - Height of drawer side



TIP-ON

by Blum

Pocket systems open up completely new opportunities for creating multifunctional space: **REVEGO**, the unique slide-in door system with fully integrated technology, allows you to open up entire living areas when you need them and conceal them again when they are not in use. No matter whether single or double door application, the full overlay fronts disappear into a dedicated narrow cabinet, the pocket.

- Smooth opening and closing without a handle thanks to integrated **TIP-ON** motion technology
- Precise and easily accessible 3-dimensional adjustment options
- Fittings can be easily removed (even from built-in furniture) thanks to an integrated service interface

- Full overlay fronts conceal the pocket completely
- REVEGO uno** and **REVEGO duo** can be combined as required
- REVEGO** can be used in all living areas
- Suitable for solutions with internal cabinetry as well as walk-in applications
- Pocket systems are subject to tests including 40 000 opening and closing movements.

REVEGO



Easy planning

Standardised pocket widths make planning simple. No matter whether as a single or double door application, **REVEGO** gives you limitless possibilities for designing the space around the pocket and can be quickly integrated into the kitchen layout or run of furniture.



Ready-to-install solution

REVEGO comes with all essential components thanks to the unique pocket construction with fully integrated technology. You can easily pre-assemble pocket systems in the workshop or at your plant, and transport them to end users in a carefully packaged state. This makes installation on site easier and increases efficiency.



Straightforward installation

REVEGO also stands for quick and easy installation: put up, align and mount pre-assembled pockets, install fronts and track, make quick adjustments – and that's it!

<p>REVEGO uno</p>	<p>146</p>	<p>REVEGO uno + uno</p>	<p>146</p>
		<p>Single door application</p> <p>REVEGO uno (1 front) Single door application right, free-standing installation</p> <p>REVEGO uno + uno (2 fronts) Two single door applications combined, free-standing installation</p>	
<p>REVEGO duo</p>	<p>147</p>	<p>REVEGO duo + duo</p>	<p>147</p>
		<p>Double door application</p> <p>REVEGO duo (2 fronts) Double door application right, free-standing installation</p> <p>REVEGO duo + duo (4 fronts) Two double door applications combined, free-standing installation</p>	
<p>REVEGO uno + duo 147</p>			
		<p>Single and double door combined</p> <p>REVEGO uno + duo (3 fronts) Single door and double door applications combined, free-standing installation</p>	



REVEGO - Pocket system for various applications



All REVEGO applications:

- Can be designed with or without plinth option or as a worktop mounted cabinet
- Different nominal lengths allow you to adapt applications to the installation situation
- Precise and easily accessible 3-dimensional adjustment options
- Front thickness (FD) 18-26mm
- Front weight (FG) Up to 35kg per front
- Enhanced user convenience thanks to **TIP-ON** mechanical opening support system

REVEGO uno - Pocket system for a single door



- Number of fronts: 1
- Installation position, single door, right or left
- Mounting width (EB) 450 - 900mm
- Internal width within the application (LWA) 350 - 800mm
- Front width (FB) 442 - 898mm
- Fixed pocket width (POB) of 100mm

REVEGO uno + uno - Pocket system for two single doors combined



- Number of fronts: 2
- Installation position, two single doors, right and left
- Mounting width (EB) 900-1800mm
- Internal width within the application (LWA) 700 - 1600mm
- Front width (FB) 442 - 898mm
- Fixed pocket width (POB) of 100mm

REVEGO duo - Pocket system for a double door



- Number of fronts: 2
- Installation position, double door right or left
- Mounting width (EB) 900-1500mm
- Internal width within the application (LWA) 750 - 1350mm
- Front width (FB) 442 - 748mm
- Fixed pocket width (POB) of 150mm

REVEGO uno + duo - Pocket system for a single and double door combined



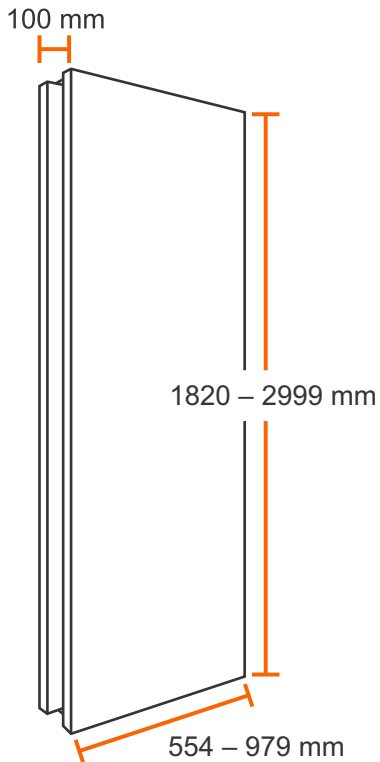
- Number of fronts: 3
- Installation position, single door right or left and double door right or left
- Mounting width (EB) 1350-2400mm
- Internal width within the application (LWA) 1100 - 2150mm
- Front width (FB) 442 - 898mm
- Fixed pocket widths (POB) of 100mm and 150mm

REVEGO duo + duo - Pocket system for two double doors combined

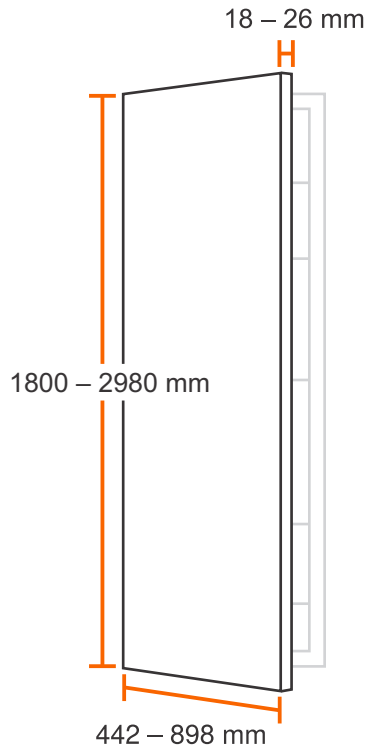


- Number of fronts: 4
- Installation position, double doors right and left
- Mounting width (EB) 1800-3000mm
- Internal width within the application (LWA) 1500 - 2700mm
- Front width (FB) 442 - 748mm
- Fixed pocket widths (POB) of 150mm

Pocket and front dimensions - REVEGO uno



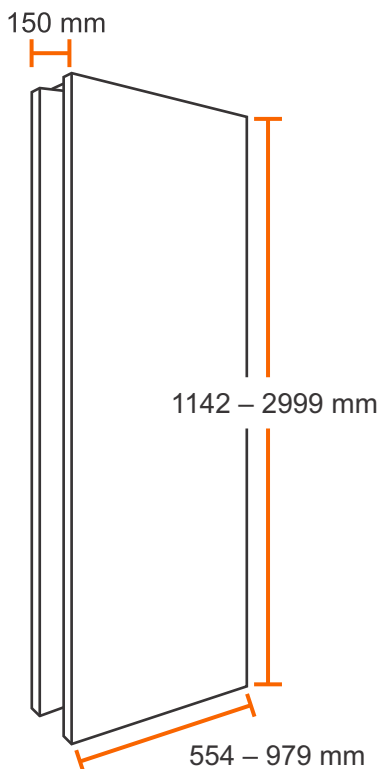
Pocket



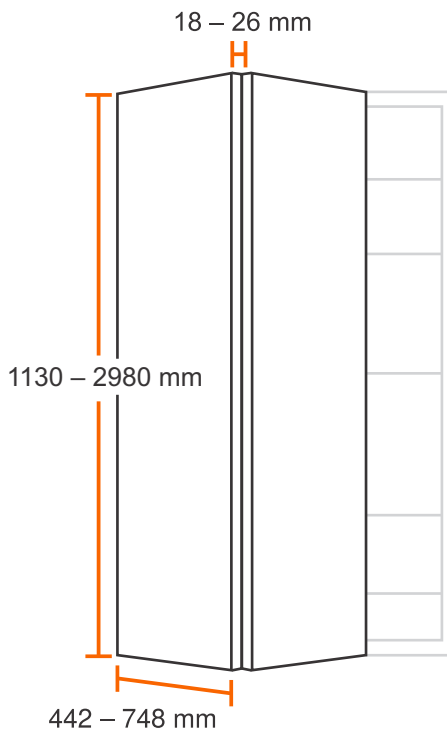
Front

Weight
max. 35kg

Pocket and front dimensions - REVEGO duo



Pocket



Front

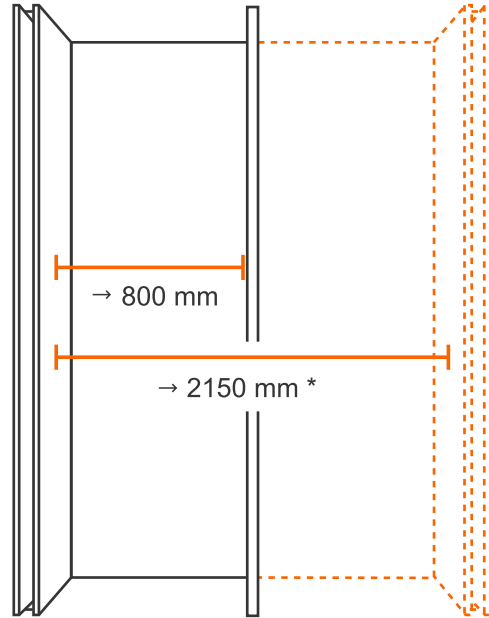
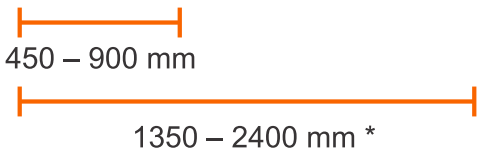
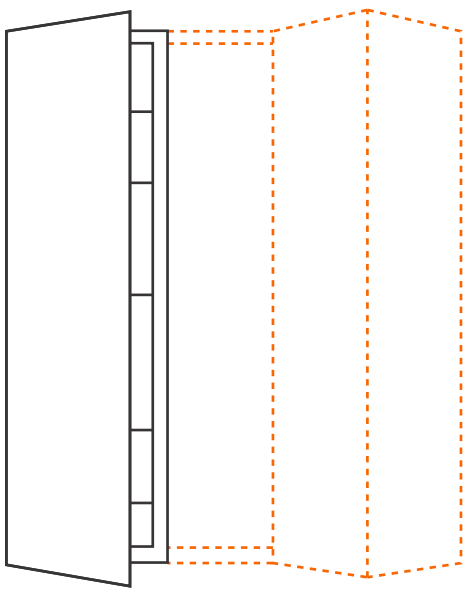
Weight
max. 35kg
per front

Installation dimensions

Installation width and internal width within the application.

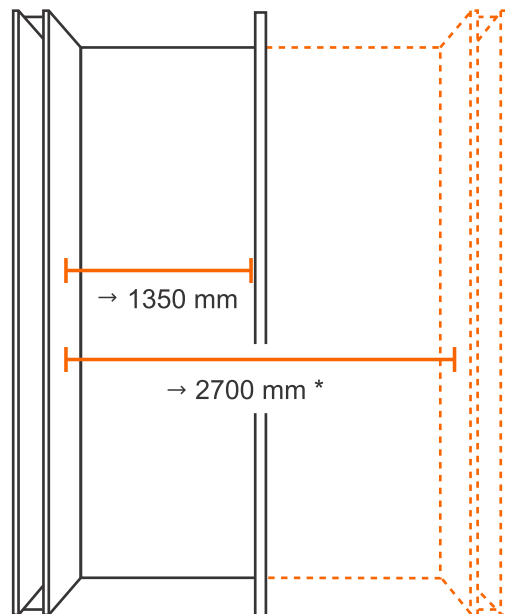

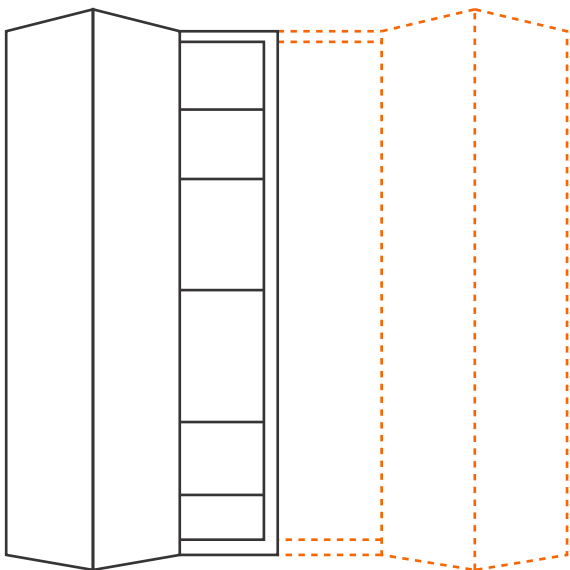
- Applications with an installation width of up to 3000mm and an internal width between pockets of up to 2700mm.

REVEGO uno + duo

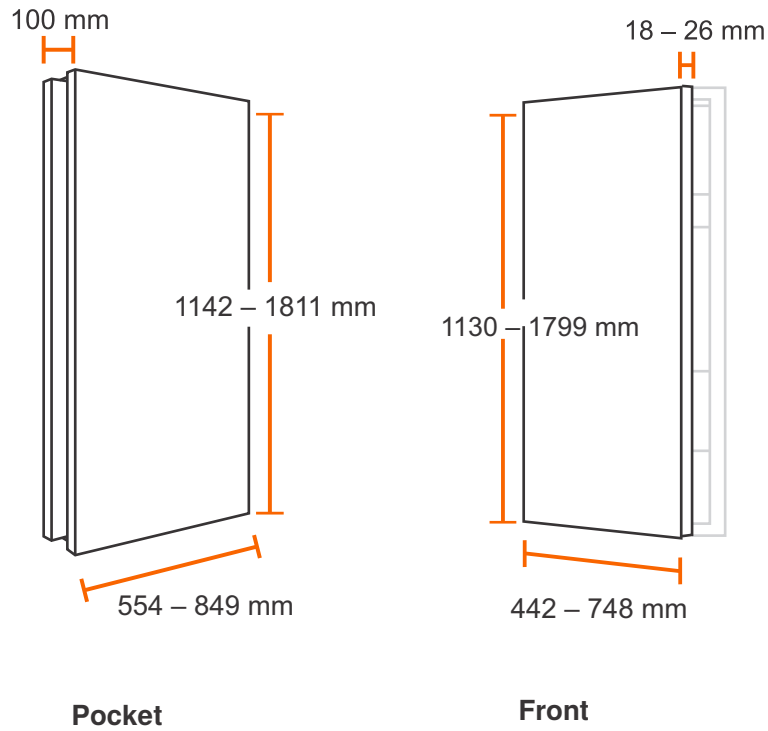


* When combined with REVEGO duo

REVEGO duo + duo



* When combined with REVEGO duo

Pocket and front dimensions - REVEGO uno - worktop mounted

Max. front weights for worktop-mounted cabinets in kg, per front

Front height FH (mm)	Front height FB (mm)						
	450	500	550	600	650	700	750
1130 - 1349	22	20	18	16	15	14	13
1350 - 1499	23	21	19	18	17	16	15
1500 - 1649	25	23	21	19	18	17	16
1650 - 1799	27	25	23	21	20	19	18

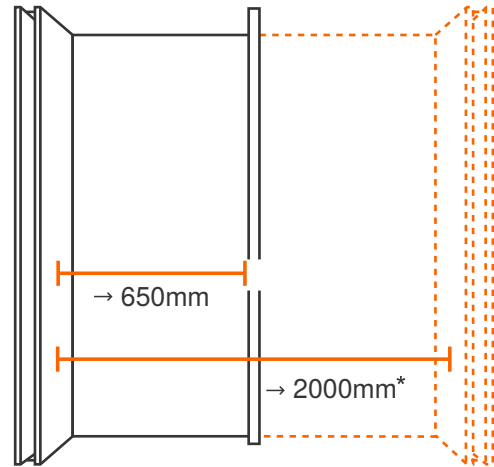
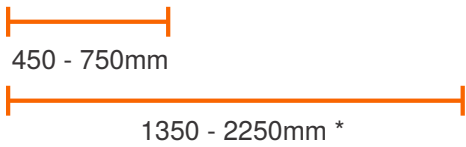
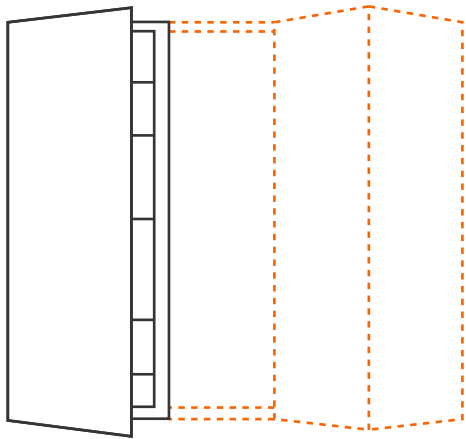
The max. front width when planning a worktop-mounted cabinet is 750mm.
 The max. pocket height when planning a worktop-mounted cabinet is 1806mm.

Installation dimensions

Installation width and internal width within the application.

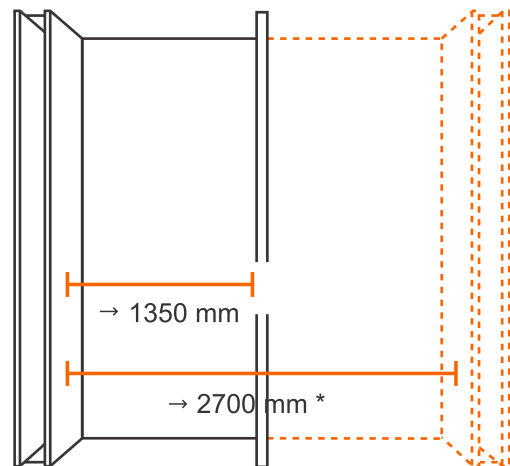

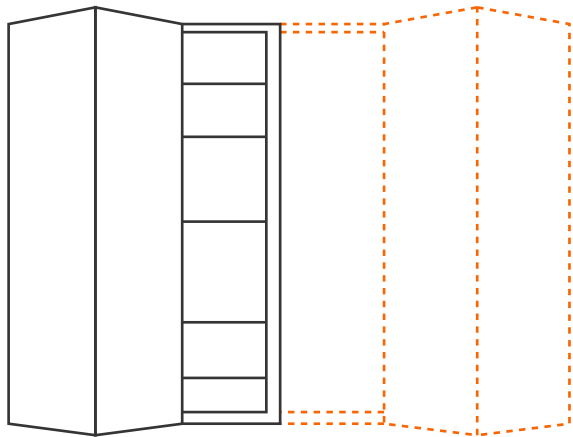
- Applications with an installation width of up to 3000mm and an internal width between pockets of up to 2700mm.

REVEGO uno + duo - worktop mounted



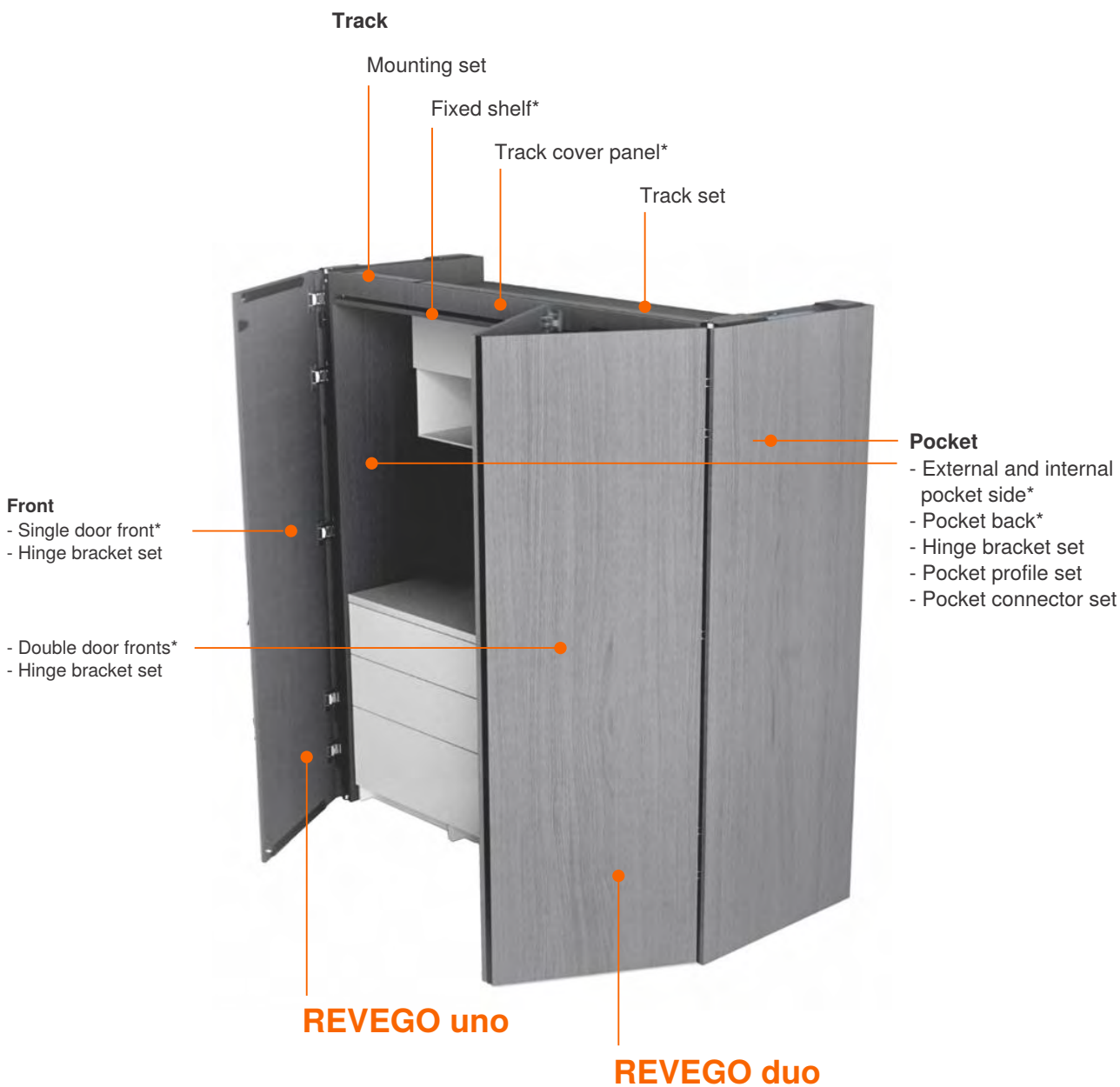
* When combined with REVEGO duo

REVEGO duo + duo - worktop mounted



* When combined with REVEGO duo

Wood and hardware component overview - REVEGO uno + REVEGO duo



*All wooden components to be supplied by the manufacturer or cabinet maker



1


REVEGO

Versatile for a range of applications in spaces designed for multi-functional use.

- 1 - Bedroom / Dressing room
- 2 - Lounge / Home office
- 3 - Living area - Media




2



3

9



4 & 5- Living area / Bar

6 - Living area / Home office / Study area





7 & 8 - Worktop-mounted cabinet in living area
dining room - coffee bar

9 - Merged kitchen / dining space



Planning - Product Configurator




The **Product Configurator** helps you choose the right fittings for your **REVEGO** project, providing:

- Manufacturing drawings
- Cutting lists for wooden parts and fittings
- 3D-CAD data for your design software or CAM programs
- Drilling information for direct machining on your CNC machine
- Checked parts list



Rapid on-site installation and adjustment



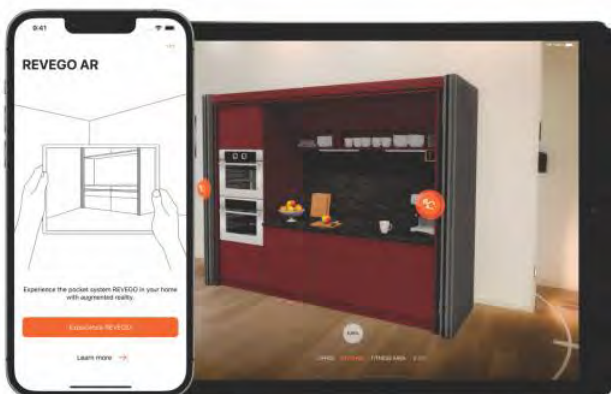
Final assembly and adjustment takes place on site.

- Put up
- Align
- Mount the pockets
- Install the doors and track
- Make final adjustments to the gap layout

– and that's it!



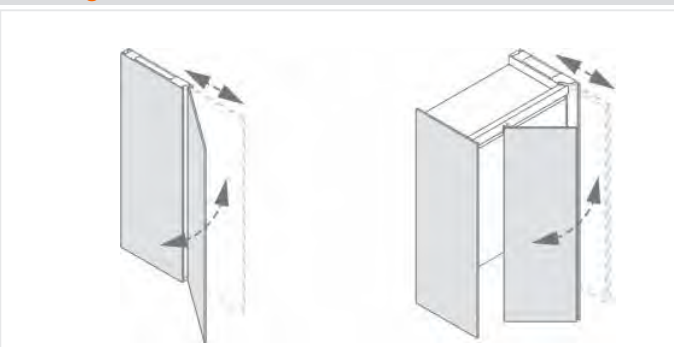
REVEGO AR - an almost real experience



The AR application by Blum makes this possible. You can now place **REVEGO** in your space with your iPhone or iPad. Simply download the app in the App Store and get started.

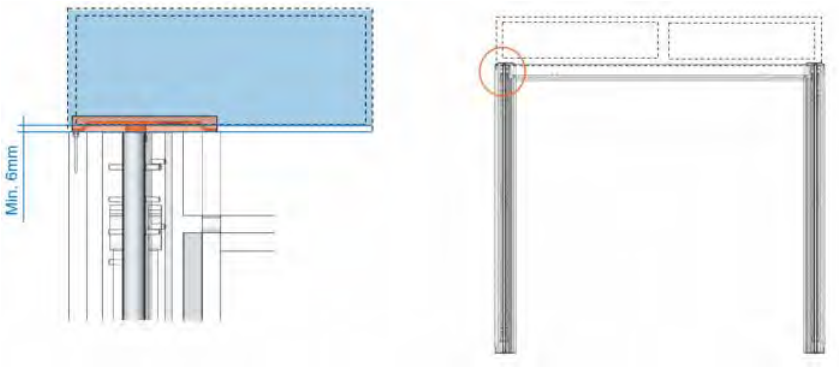


Testing standards for REVEGO uno and REVEGO duo



REVEGO uno and **REVEGO duo** are tested to 40 000 opening and closing movements.

What are the points to note for accessories ABOVE the pocket system?



In the case of accessories above the pocket system (e.g. removable top sections), the pocket connector must be taken into consideration. A cut-out may be necessary.

Take into account that there must be a clearance of at least 6 mm to the top door edge.

What kind of adjustments do we have for REVEGO?

REVEGO uno and REVEGO duo can be easily adjusted, once installed to achieve precise gaps.

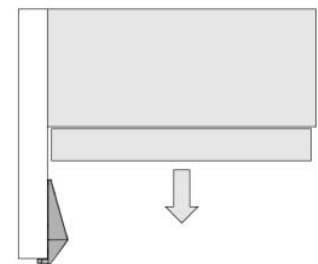
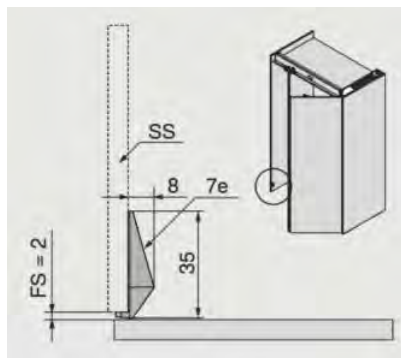
- Tilt and depth adjustments for the front gap.
- Side and height gaps.
- Door stabiliser.



What needs to be considered for the door support on partition side?

The door support on partition side adds 8 mm, so attention needs to be paid to the interior fittings and the height at which the door support is mounted.

The support can be installed up to a height of 1,000 mm.

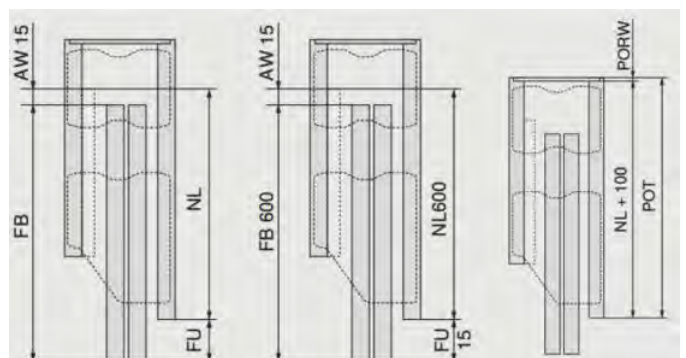


Example:
high fronted pull-out can collide with the unit

How can a handle be integrated with the pocket system, as it is relatively narrow?

Protruding handles require a front protrusion as the pocket system does not provide space for a handle. This means that the fronts cannot be completely concealed.

It is possible to use a smaller Nominal length to effect a protrusion; however, it is also possible to select a longer Nominal length and cut it to the desired length.




Can REVEGO duo be implemented with different door widths?

No.

REVEGO duo can only be implemented with fronts of the same width. The reason for this is our hinge kinematics and the resulting front overlay.

It is not possible to adjust the screw holes for the hinges on the door. If they were adjusted, it would mean the fronts would no longer slide into the pocket via the control cam.



What should be considered when planning REVEGO uno with a partition side?

When planning with a partition side, REVEGO TIP-ON must be installed at a height of approx. 1100 mm.

Fixing can take place either by means of the adapter plate or the interior.

Depth positioning is flush with the internal pocket side (35 mm recess)



How can large fronts be prevented from bowing?

Speak to your sales rep regarding door stabilisation.

Fronts can bow depending on heights and/or material used or what is pressed inside and outside.

We recommend using a door straightening fitting.

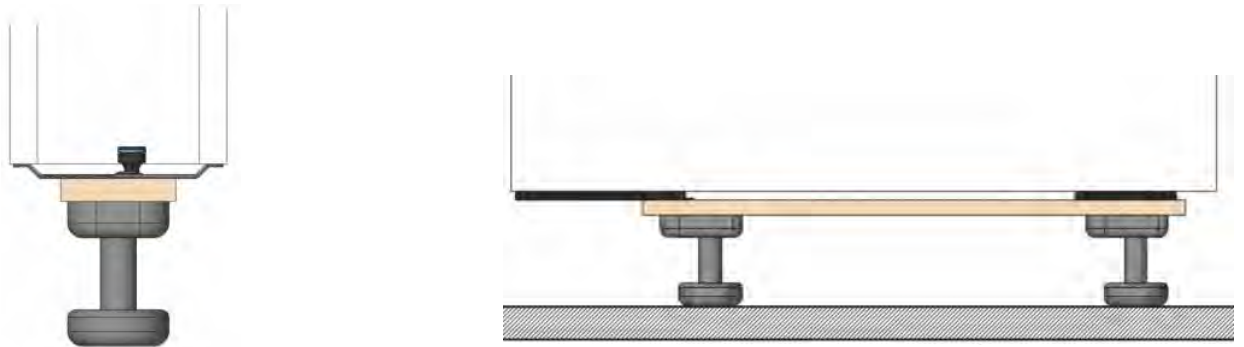
How can REVEGO be implemented with a plinth?

Important to know - the minimum plinth height of 80mm is specified in the technical data sheet.

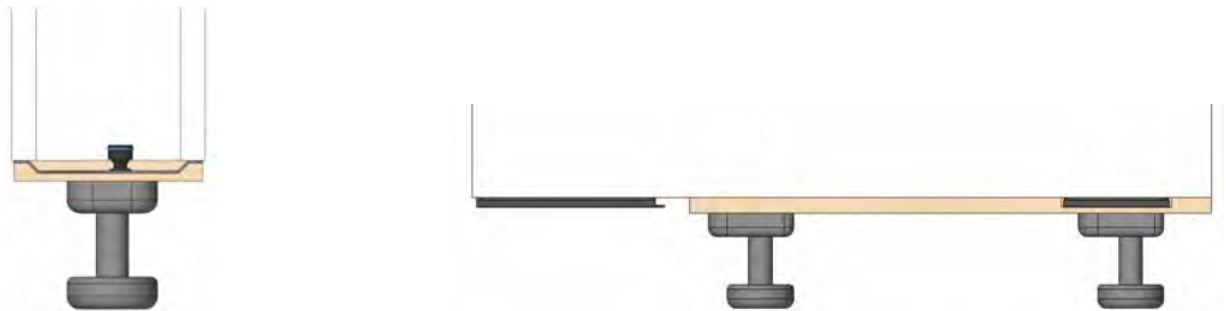
We assume that a plinth solution is always installed with the cross member, including the attached plinth feet, under the pocket connector.

The most common plinth feet have a minimum height of 50mm, which in combination with the cross member (approximately 16-19mm) and the height of the pocket connector (10mm) + height adjustment require approximately 80mm

Variant 1: Support via the pocket connector



Variant 2: Support via the pocket side walls and the rear pocket connector.





What's the key to successfully implementing your projects? One factor is our high-quality products, and the other is the services we provide for them. They're precisely tailored to your needs along every step of your process chain.

Allowing you to work more efficiently and therefore save time. The unique combination of these two success factors is what makes our solutions a coherent, all-in-one package. Tailored to you and available when and where you need them.

Our digital services, machinery, assembly devices and templates give you many ways to maximise the potential our products have to offer.

Digital services



With the digital services from Blum we can support you online, at any time and anywhere. Our services are geared directly towards your day-to-day work. But every service helps you to achieve the desired results more quickly and efficiently.

Machinery



Our wide range of machinery ensures you are well equipped to deal with any assembly situation.

Assembly devices



Our assembly devices help to ensure the precise assembly of Blum box systems.

Templates



Use our templates to ensure accurate assembly of our products.

Services we provide

Digital services

163



Online support applications:

- Marketing Media Library
- Product Database
- Product Configurator
- Cabinet Configurator
- CAD/CAM data service
- EASY ASSEMBLY app

Machinery

174



Wide range of drilling and insertions machines for assembly and cabinet drillings.

Assembly devices

175



Straightforward assembly devices for box systems for easy handling and effective set-ups.

Templates and jigs

175



For precise punching and pre-drilling of fixing positions

Blum Services



Digital services – supporting you every step of the way



The digital services from Blum support you online – any time and anywhere. Whatever your individual requirements, our digital services support you through one or more process steps throughout your entire process chain. You can therefore work more efficiently and achieve the result you want faster. This is your personal access code for the real-life benefits of the digital world.

Marketing Media Library



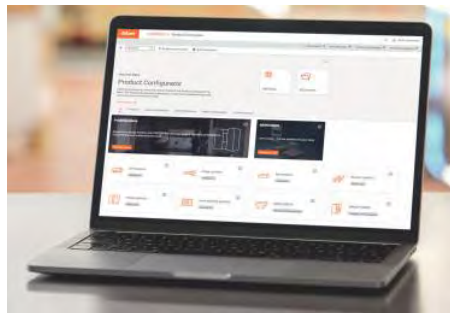
As varied as your marketing needs.

Product Database



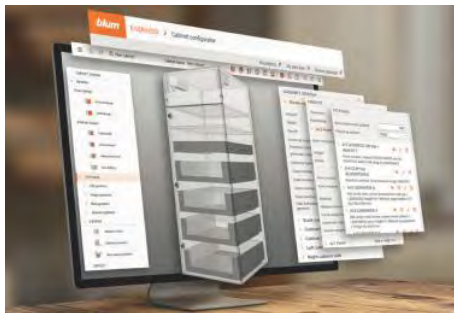
Technical information on Blum products.

Product Configurator




Configure, order fittings and produce applications.

Cabinet Configurator



Total support from planning to manufacturing.

CAD/CAM data service



The direct route to current data.







EASY ASSEMBLY app



The digital tool for your assembly.

10



Description	Work steps							
	Marketing	Concept Planning Quotation	Design	Ordering	Manufacturing	Delivery Assembly	After sales service	
Applications								
 Marketing Media Library	●							
 Product Database		●	●					
 Product Configurator		●	●	●	●			
 Cabinet Configurator		●	●	●	●			
 CAD/CAM data service			●		●			
 EASY ASSEMBLY app						●		
After sales service								●

Marketing Media Library



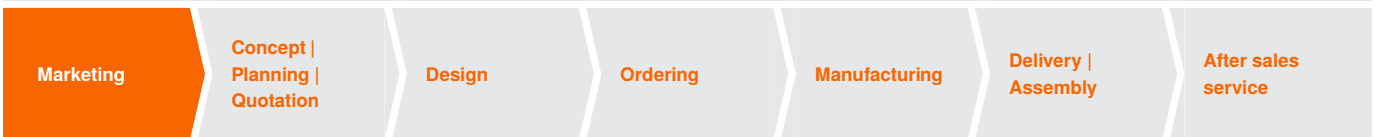
As varied as your marketing needs

Our Marketing Media Library gives you free access to professional content around the clock – so there's nothing stopping you from creating your own marketing materials. Download high-resolution images, videos or brochures and promote your products with attractive marketing materials.

- Enjoy direct access to more than 19000 Blum marketing files in more than 40 languages
- Download brochures, flyers, photos, logos, videos, installation instructions, presentations, technical data sheets and certificates free of charge
- Market Blum products and furniture equipped with Blum fittings even more efficiently in your web shop, showroom or in sales conversations

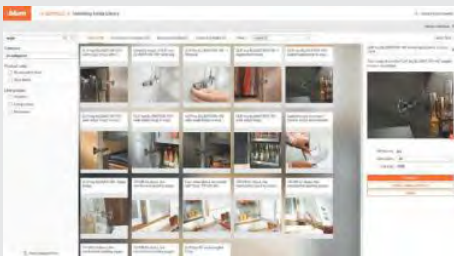
Work steps

What support do you receive for which work steps?



Marketing We support you in the marketing of your products with Blum fittings, by providing you with all marketing materials free of charge and in more than 40 languages. This saves you time and money for the creation of your own documents.

Practical functions



Media collection

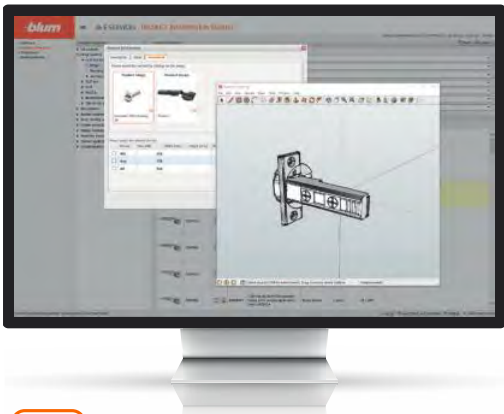
Using our media collection, you can mark various documents for later use and even set them up in a customised folder structure. In this way, you can easily organise your documents to meet your needs. You can share this folder or even individual files with your team via a link and download them in various formats.



Marketing Media Library



Product Database



Technical information on Blum products

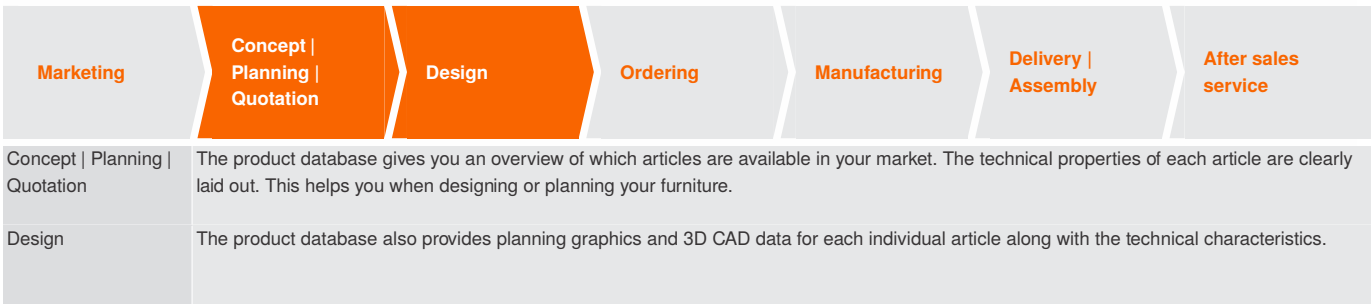
You will find all you need to know about individual Blum products in the Product Database. Download product descriptions, technical details, product drawings, CAD data and much more detailed information and edit them yourself.

- Overview of all the Blum items available in your market
- Detailed descriptions of individual products including technical features
- Correct data directly from the fittings manufacturer at your disposal
- Various product data can be directly downloaded: Images, graphics, drawings and 3D CAD data for the planning and design of Blum fittings solutions

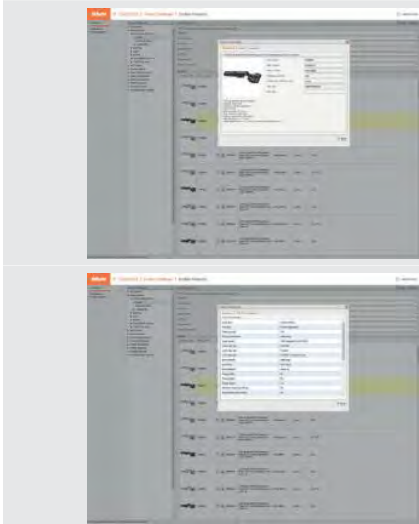


Work steps

What support do you receive for which work steps?



Features



Product information

Easy product search via product categories or via a free text search. In this way, you quickly receive basic information on every item. Information provided includes part numbers and identcodes, weight EAN codes and details regarding packaging and article material.

Product features in detail

All technical product features for each article are available for download as various images, graphics, drawings and 3D CAD data.



Product Database

Product Configurator



The time-saving way to select, order and manufacture fittings

The Product Configurator quickly and easily provides you with the right fittings solutions for your furniture projects. Transfer the complete parts list for all your projects directly to the web shop of selected distributors. The comprehensive planning results provide production drawings that can be printed out as well as CAD data for further processing in your design software. BXF¹ and CAM data are ready for transfer to **EASYSTICK** and CNC machines.

- Complete parts lists for error-free ordering
- Comprehensive planning results with information about design, assembly and adjustment and manufacturing
- All functions are also available for tablets and smartphones
- Intuitive, guided product selection complete with error-free parts lists with useful information about new products

Work steps

What support do you receive for which work steps?

Marketing	Concept Planning Quotation	Design	Ordering	Manufacturing	Delivery Assembly	After sales service
Concept Planning Quotation	Determine the right fittings for your furniture projects: the fast and simple creation of complete and manufacturer-checked parts lists makes design planning and the organisation of quotes significantly easier.					
Design	Provides exact dimensions for Blum product solutions with all relevant measurements. The download provides CAD data in 2D and 3D as compiled geometries – perfectly matched to your furniture products (dimensions, weight calculation, material type, load, etc.). Various export options for further data processing using your design software.					
Ordering	Parts lists can be easily stored and organised by customer projects in “My projects”. You can transmit complete, checked parts lists quickly and easily directly to selected distributors.					
Manufacturing	The comprehensive planning results with cutting lists, manufacturing drawings and CAD/CAM data support you in furniture application manufacturing. Regardless of whether you make it by hand or use a machine.					

Application

My library	My projects My order lists	Distributor interface
<p>You can save repeat configurations as a template with your customised standard settings.</p>	<p>Save configurations and organise them into projects – that way you can always access your planning results at a later date.</p>	<p>Easy transmission of complete, collision-checked parts lists to selected distributors.</p>

¹ The BXF file (Blum eXchange-Format) not only contains information about the fitting, but also manufacturing information for wooden parts, such as cutting dimensions and drilling positions.



Product Configurator

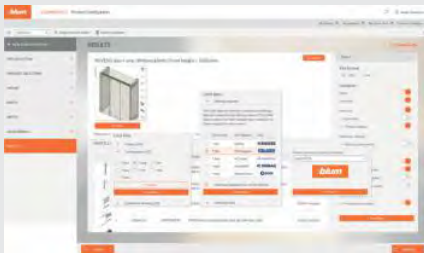
Product Configurator

Features



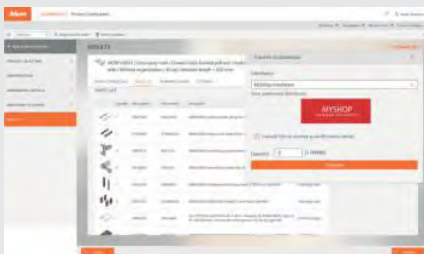
Product selection – the right fittings in just a few clicks

Guided product selection ensures you get the right fittings for your furniture project. The useful calculator supports you in calculating the correct front weights for lift systems and doors or the optimal TIP-ON BLUMOTION unit even for complex furniture situations. You can quickly and easily create complete parts lists for product applications such as SPACE STEP or CABLOXX.



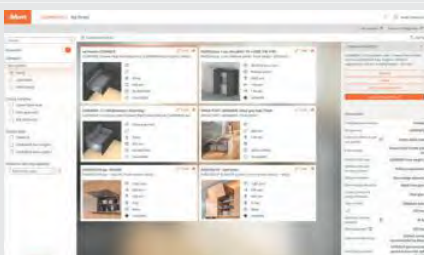
Diverse planning results – for any working method

The diverse planning results leave nothing to be desired – from manufacturer-checked parts lists, exact and error-free 2D/3D CAD data for further processing in design software, manufacturing drawings for manual manufacturing, planning and assembly information, wood cutting lists and a 3D view for a quick visual check. You get all of this after each individual configuration or collated for complete projects.



Transfer parts lists to selected distributors

You can manage our checked parts lists in projects | Jobs and transfer this directly to the web shop of selected distributors in just a few clicks. Organise your projects in the “My projects” application and use “My order lists” for collective orders including for several projects.



Libraries – helpful templates for your workshop standards

Use “My library” to save frequently used configurations as a template. Templates in the library can be set with your standard values and saved for the next configuration. The next time you access them they will then already be filled out with your personal standard values. You simply have to enter a few values. This saves you time – you can generate a checked order list in just a few clicks.



Cabinet Configurator



Total support from planning to manufacturing

Configure cabinets with Blum fittings in just a few clicks. An integrated collision check allows you to carry out precise and error-free planning. The comprehensive planning results provide optimal process support: during planning, designing, ordering and manufacturing.

- Comprehensive online application with an easy-to-understand user interface – no manual updates
- Design cabinets including collision-checked fittings and save valuable time

Work steps

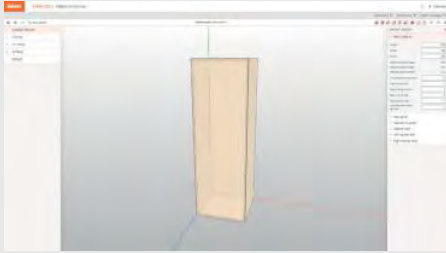
What support do you receive for which work steps?

Marketing	Concept Planning Quotation	Design	Ordering	Manufacturing	Delivery Assembly	After sales service
Concept Planning Quotation	Configure and save your projects effortlessly online. You obtain checked and complete parts lists for your customer quotes.					
Design	Our cabinet configurators provide you with support when designing cabinets and selecting the right fittings. They contain CAD data in the most common formats, which you can upload and use in your own design software. Does your software have a BXF interface ¹ ? Then use our BXF files ¹ with additional manufacturing information.					
Ordering	You can transmit your complete parts lists directly to the web shop or the customer service centre of selected distributors. You can manage your projects and order lists with ease under “My projects” and “My order lists”.					
Manufacturing	You can use our cutting lists, assembly overview or manufacturing drawings – digitally or you can print them out. Using a BXF file ¹ , you can transfer planning results to MINIPRESS with EASYSTICK.					
¹	The BXF file (Blum eXchange-Format) not only contains information about the fitting, but also manufacturing information for wooden parts, such as cutting dimensions and drilling positions.					



Cabinet Configurator

Features



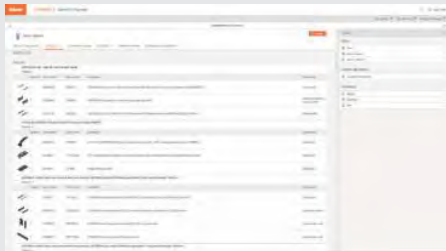
Cabinet design

You can define the height, width, depth, as well as the cabinet top panel, cabinet base and back for your cabinet in the cabinet design. Speed up your planning by saving frequently used cabinet dimensions as standard values. Changes to the cabinet design can now also be made after fittings planning.



Fittings selection

Drag and drop the fittings available in your country to your cabinet. Save valuable time for fittings planning by duplicating fittings at the click of a mouse or creating your own custom fittings templates.



Planning results

Comprehensive planning results make the process quick and simple.

- Concept, planning, quotation: Use checked and complete parts lists for your customer quotes
- Design: continue to use the CAD and BXF data¹ in your CAD software
- Ordering: You can transmit your parts lists directly to the web shop or the customer service centre of selected distributors
- Manufacturing: print out the required manufacturing information or transmit the BXF data¹ to **MINIPRESS** using **EASYSSTICK**



My projects | My order lists

Under "My projects" you can save and organise your own configurations. The planning results are retained indefinitely for your furniture projects.

"My order lists" makes order processing easy, as you can send checked parts lists directly to the web shop or customer service of selected distributors.

¹ The BXF file (Blum eXchange-Format) not only contains information about the fitting, but also manufacturing information for wooden parts, such as cutting dimensions and drilling positions.



CAD/CAM data service



Your path to current CAD/CAM data

We offer you a wide range of various CAD/CAM formats to provide you with the best possible support for planning and manufacturing. With the CAD/CAM Data Service, you have access to useful data – fast and 24/7.

- Central access to up-to-date CAD/CAM data² checked by the manufacturer
- Go straight to our configurators and get manufacturing drawings, BXF data¹, installation situations – dimensionally accurate and collision checked
- Can't find the data you need?
Then simply ask us for drawings of special applications via a customer request

Work steps

What support do you receive for which work steps?

Marketing	Concept Planning Quotation	Design	Ordering	Manufacturing	Delivery Assembly	After sales service
Design	You will receive CAD data in 2D and 3D in commercial formats as well as our BXF file ¹ . Both can then be used by you in your design software with a BXF interface ¹ . CAD data are available to you as individual geometries, a combination or a package.					
Manufacturing	Download manufacturing data, e.g. manufacturing drawings or use our CAM data ² in commercial formats for your CAM software. Our BXF data ¹ also contain relevant manufacturing information for your wooden parts.					

Content for download from the CAD/CAM Data Service

	CAD/CAM ² packages
	Individual product (3D)
	Combination (3D)
	Installation situation (2D)
	Production drawings (2D)
	CAM ² data for further processing on the CNC machine
	BXF ¹ data
	Individual customer query for special situations or unresolved issues

¹ The BXF file (Blum eXchange-Format) not only contains information about the fitting, but also manufacturing information for wooden parts, such as cutting dimensions and drilling positions.
² The CAM data available for selection is based on the respective individual products. Therefore, please make the correct positioning on the wooden parts manually.



CAD/CAM data service

Interface to CAD/CAM software



Product selection – the right fittings in just a few clicks

Need Blum fittings data for your CAD/CAM software? Use our configurators to generate configurations for complete product applications. All the data you receive at the end of the configuration will be individually tailored to your manufacturing processes.

- BXF interface¹ for importing and further editing the planning results in your software
- Download CAD/CAM data or parts lists as CSV or XLS data for further editing in your own software
- You can also use our free CAD/CAM Data Service



Blum fittings data – integrated in your CAD/CAM software

We have also teamed up with selected software partners to integrate our Blum fittings library directly in the software. This allows you to transfer CAD/CAM data for individual products or complete applications to your furniture planning in your usual software environment.



Software partners

For more information about our current software partners, please see our website www.blum.com/interfaces.

¹ The BXF file (Blum eXchange-Format) not only contains information about the fitting, but also manufacturing information for wooden parts, such as cutting dimensions and drilling positions.



Software partners



Interfaces



EASY ASSEMBLY app

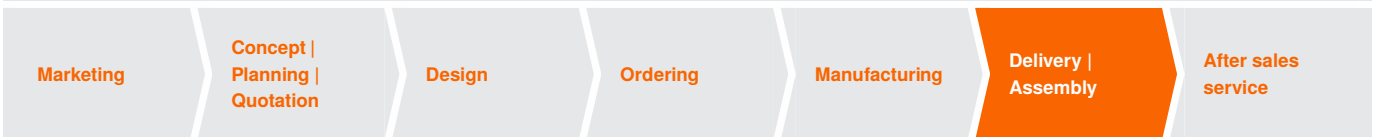


The digital tool for your assembly

You want to assemble and adjust Blum hinges, lift systems, pull-outs and other fittings systems properly? The **EASY ASSEMBLY** app for smartphones and tablets answers any questions you may have about the assembly and adjustment of Blum fittings. The app includes installation instructions and assembly videos for all Blum products.

Work steps

What support do you receive for which work steps?




Delivery | Assembly The EASY ASSEMBLY app supports you with information and instructions regarding the assembly and adjustment of Blum products.

Features



Overview of all installation instructions

EASY ASSEMBLY includes an overview of all installation instructions, arranged by product group. The assembly app has been designed to be intuitive, so it is easy to use.



Interactive applications

Interactive applications clearly indicate the right drilling positions and show you how to adjust Blum fittings.





After sales service

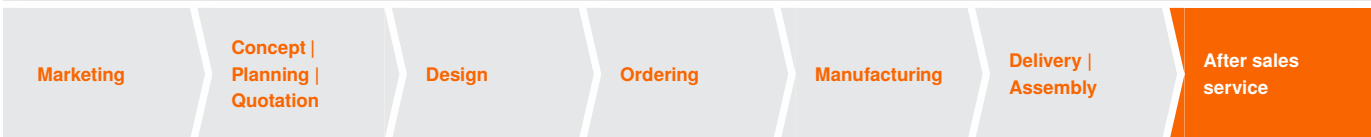


Personal support

Do you have any questions or challenges you need to resolve? We also provide personal after-sales support – we are there at your side whenever you need us. Our support team speaks many languages and is available worldwide. We will answer your enquiries – personally by phone, email or chat. Do not hesitate to contact us – let’s take on the challenge together.

Work steps

What support do you receive for which work steps?



Features



Directly available to answer all questions

Our experts would be happy to answer any questions that you might have – from technical details to the planning and assembly of Blum fittings. Get comprehensive advice about our products and services.



Comprehensive care and personal advice

Our employees will support you with the assembly and adjustment of Blum fittings, including when you are on site with your customers, as well as help you with the selection of assembly devices and digital services that best meet your needs.

Our field sales team would be happy to provide you with a personal presentation of the latest Blum products – including product samples – as well as advise you on realising your customised furniture ideas.



Contact Form

Efficient assembly of the highest quality



The drilling and insertion machines from Blum are not just for the assembly of Blum products; they are also designed for other common cabinet drillings. They enable precision drilling and insertion of fittings.

The wide range of machinery provides the right solution for any application. Quick setup and easy operation ensure efficient assembly of all Blum fittings.



MINIPRESS top for EASYSTICK

- Vertical drilling and insertion of Blum fittings
- Optional horizontal drilling
- Tool-free drilling head change
- Automatically adjustable X-/Y-axis



MINIPRESS top

- Vertical drilling and insertion of Blum fittings
- Tool-free drilling head and ruler change
- Conventional ruler system



MINIPRESS P

- Vertical drilling and insertion of Blum fittings
- Additional drilling heads can be changed tool-free
- Can be retrofitted with **EASYSTICK** as an option



Base router

- Precise manufacturing of the **LEGRABOX** base routing



EASYSTICK – automatically movable ruler (X axis).



Tool-free assembly of drilling heads.



Insertion of Blum fittings (optional).



Horizontal drilling (optionally; only possible with **MINIPRESS top for EASYSTICK**).

10

Assembly devices - Proven technology for increased assembly ease



Our practical assembly devices tailored to your needs enable optimal assembly of Blum box systems even in smaller production runs.

Our assembly devices are designed to provide you with optimal assembly support; they are easy to operate, durable and user-friendly.

As an alternative to the screw connection type for **BOXFIX plus**, the drawers can now also be fixed with nails. This enables the containers to be mounted much more quickly and gap-free.

Templates and jigs for precise assembly



Blum templates and jigs support the assembly of all Blum products. They have proven to be the very best aids when it comes to day-to-day assembly. Their combination of high precision and practical benefits is valued both in work shops and directly on-site with the customer.



Fixing positions, for example, can be safely and precisely punched and pre-drilled with the universal drilling template.



Drilling for Blum hinge drilling patterns can, for example, be efficiently executed using the drilling template for hinges.



Fixing positions for cabinet profiles, for example, can be precisely transferred using the universal rod template.




Fixing systems for thin fronts



The **EXPANDO T** fixing system is ideal when using thin fronts made from a range of materials with lift systems, doors and pull-outs.

Wall hanging bracket



Blum hanging brackets withstand high loads and are exceptionally safe. This kind of reliability is very important for heavily loaded furniture.

Cabinet connectors



The Blum programme contains **cabinet connectors** that can be used in numerous furniture applications.

Fixing systems for thin fronts

178



EXPANDO T lets you attach thin fronts made from a range of materials to cabinetry fitted with Blum hardware:

Lift systems: **AVENTOS HS top** | **HL top** | **HK top**

Doors (hinge systems): **CLIP top BLUMOTION** | **CLIP top**

Drawers and pull-outs (box systems): **LEGRABOX** | **MERIVOBX** | **TANDEMBOX**

Wall hanging brackets

179



Options available:

Screw-on wall hanging bracket

Knock-in wall hanging bracket

Cabinet connectors

179



Options available:

Screw-on cabinet connector

Knock-in cabinet connector

Cabinet connector with connector screw

Cabinet connector with dowel and expansion pin








Cabinet connector with connecting piece system 32

Fixing system for thin fronts – EXPANDO T



- **EXPANDO T** – pre-assembled fixing system
- Three different applications – lift systems | hinge systems | box systems
- Thin fronts measuring 8 mm and higher
- Different front materials
- Use the **Product Configurator** – which calculates all dimensions for your planning in the drawings

EXPANDO T components

Lift systems			Box systems		
AVENTOS HS HL HK top	Front fixing bracket		LEGRABOX	Front fixing bracket	
Hinge systems			MERIVOBX	Front fixing bracket	
				Front fixing bracket, top	
CLIP top BLUMOTION CLIP top	Hinge for thin doors		LEGRABOX MERIVOBX	Front/base stabiliser for thin fronts	
Further products					
Individual dowels	EXPANDO T – single				



Thin wood cabinet front fitted with **AVENTOS HS top lift system** and **EXPANDO T**



Thin wood front drawer fitted with **LEGRABOX** and **EXPANDO T**



Thin fronts

Screw-on wall hanging bracket



- Nylon housing with steel arm zinc plated
- 3-dimensional adjustment
- Load bearing 130 kg per pair in accordance with DIN EN 15939 (test frame A)
- Colour: white | brown | RAL 9001 cream

Knock-in wall hanging bracket




- Nylon housing with steel arm zinc plated
- 3-dimensional adjustment
- Load bearing 130 kg per pair in accordance with DIN EN 15939 (test frame A)
- Colour: white

Screw-on cabinet connector




- Nylon housing with integral die-cast cam
- Nylon connector piece
- Colour: White

Knock-in cabinet connector




- Nylon housing with integral die-cast cam
- Nylon connector piece
- Colour: White

Cabinet connector with connector screw




- Nylon housing with integral die-cast cam
- Zinc die-cast connector screw
- Colour: White / Brown

Cabinet connector with connector screw




- Nylon housing with integral die-cast cam
- Zinc die-cast connector screw
- Colour: White / Brown

Cabinet connector with dowel and expansion pin



- Nylon housing with integral die-cast cam
- Nylon connector with steel expansion pin
- Colour: White

Cabinet connector with connecting piece system 32



- Nylon housing with integral die-cast cam
- Nylon connector piece
- Colour: White / Brown



Training and Workshops - Design



Training for designers, architects and industry professionals. Ideas and innovative solutions for furniture, ergonomics, storage space, motion and design.

Product training - Install



Specially created for fitters and manufacturers that use Blum products.

Additional services we provide

Training and workshops - Design

182



Designing with Blum products:

- Design standards
- Specific product training
- Customised training for customers
- Product specifications
- Blum Inspirations

Product training - install

187



Catering to the needs of installers and cabinet makers:

- Blum technical support
- Basic theory
- Practical hands-on training
- Assembly devices and machines
- **E-SERVICES**



Contact Form

Training and workshops for designers and specifiers



Inspirations

Blum offers exciting ideas for a better quality of living and a modern lifestyle – with innovative solutions for every area and tips on ergonomics, storage space, motion and design. We monitor global trends and carry out our own research, and we are happy to share our findings with you.

We provide informative, interactive training sessions where we discuss details about the range of Blum products, how best to design using Blum products, and how to specify.

Course content can be customised to suit the needs of your company.

Group bookings are available, as well as custom training dates.

Training sessions are available by arrangement only.

E-mail: enquiries.bza@blum.com

Highly recommended for designers and specifiers using Blum products

Our workshops comprise of theoretical discussion and practical hands-on demonstrations that will benefit your design process.



Product specification

Assistance with design and specification of Blum's innovative fittings.



Blum Inspirations

Workshops about SA kitchen industry standards and practical kitchen ideas. Advanced courses on universal design, accessibility design and designing with age-in-place.



AgeExplorer® suit

Simulates diminishing strength, mobility, and perception.

For Professionals:

Our design workshops are CPD accredited.

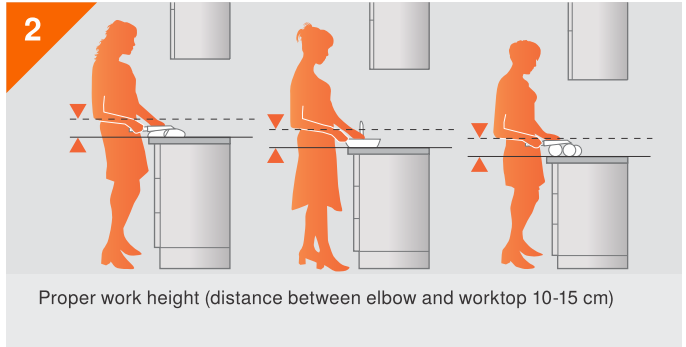


i Experience shows that a kitchen will last about 15 years or longer. It's important that it not only looks good but is practical too with good workflows, adequate storage space and enhanced convenience. For Blum, the three key features of a functional and user-friendly kitchen can be summed up as follows: workflow, space and motion. The following pages provide some ideas. In-person training is recommended.

Workflow - Convenience



1 Full extension instead of shelves



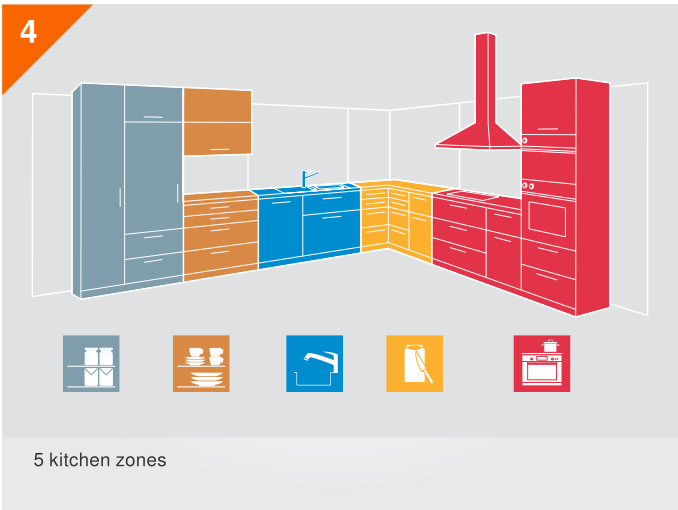
2 Proper work height (distance between elbow and worktop 10-15 cm)

Workflow – Convenience
 A well-thought-out kitchen can save a lot of work. This is because everything is stored where you need it and within easy reach. This shortens distances and ensures ergonomic workflows. How? It's really quite simple.

i Think of typical kitchen activities and try them out using your new kitchen design.




3 Practical inner dividing systems



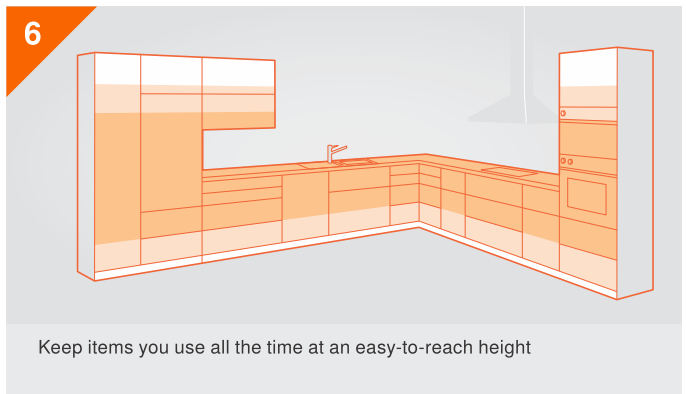
4 5 kitchen zones

Optimal workflows with 5 zones
 Save time and energy by keeping everything exactly where you need it. Divide your kitchen into 5 zones (consumables, non-consumables, cleaning, preparation and cooking) to help you go about daily activities more easily. For right-handed people, the 5 zones should be arranged clockwise. If you're left-handed, it's the other way around.

i Make sure you have enough main worktop area (at least 900mm). Ideally, it should be between the sink and the hob.


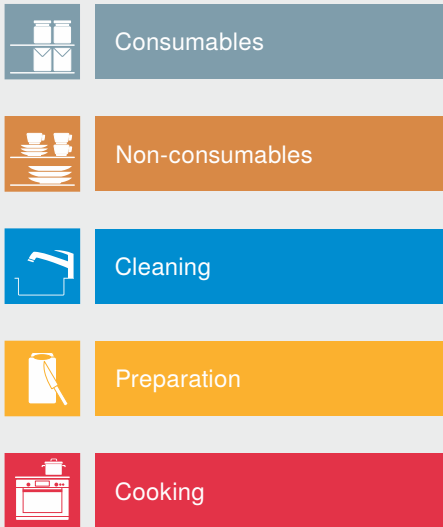


5 Are you right or left-handed?



6 Keep items you use all the time at an easy-to-reach height

Smooth workflows – regardless of kitchen layout



U-shaped kitchen



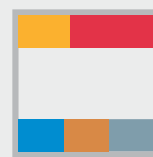
G-shaped kitchen



L-shaped kitchen



Island kitchen



Galley kitchen



Single run kitchen



Every kitchen can be divided into five work zones – regardless of size or shape. For right-handed people, the consumables, non-consumables, cleaning, preparation and cooking zones are arranged clockwise. If you're left-handed, it's the other way around.

Zone Planner

How much storage space is needed?

Use the Zone Planner to quickly establish how much storage space is required for a new kitchen design.



Start our free Zone Planner now

Space - Optimisation



SPACE TOWER larder unit



U-shaped sink pull-out




The SPACE STEP plinth solution not only creates extra storage space, it also helps you access higher shelves and cabinets

Space – Optimisation

Just because you don't have much space doesn't mean you have to miss out on your dream kitchen. You can make optimal use of every inch available and easily create lots of extra storage by using pull-outs in tall cabinets, behind the toe kick of base units and under the sink.

i Determine your own personal storage space requirements. Write down everything you'd like to keep in your kitchen.



+15% **+55%** **+30%**

Wide pull-outs High pull-outs Deep drawers

Create more space

Deeper furniture, pull-outs with high, closed sides and meticulous forward planning create extra storage space – space which would otherwise be wasted.

i Everyone has different storage space requirements depending on their cooking habits, shopping habits and lifestyle. Make sure you have enough space for everything in your new kitchen.



Flexible ORGA-LINE inner dividing systems organise interiors




Additional inner drawers create more storage space

Motion - Quality



1

Soft-close BLUMOTION for soft and effortless closing



2

BLUMOTION for doors

Motion – Quality

Beautiful and practical kitchens have furniture that opens with ease, has a feather-light glide even when heavily laden and closes softly and effortlessly. Electrical or mechanical opening systems bring enhanced convenience to handle-less fronts.



Take your time and try out showroom furniture, compare systems and make sure you get top quality motion.



3

AVENTOS lift systems glide open with supreme ease, stay open in any position desired and close softly and effortlessly



4

SERVO-DRIVE, the electrical opening support system for pull-outs

One-touch opening

Just touch the front with your hip, knee or toe and drawers, pull-outs and even wall cabinets open by themselves – thanks to SERVO-DRIVE. And they close again softly and effortlessly with soft-close BLUMOTION.



SERVO-DRIVE is also available as a single set for waste bin pull-outs: SERVO-DRIVE uno



5

SERVO-DRIVE electrical motion support system for wall cabinets (closed with the push of a button)



6

TIP-ON BLUMOTION mechanical opening support system: One-touch opening, soft and effortless closing with BLUMOTION

Technical training for fitters and manufacturers



We provide technical training to clients using the Blum product range. We have various training programs available for various sectors in the industry. We facilitate hands-on learning with Blum machines allowing trainees to gain practical experience for achieving high standards of craftsmanship with Blum products.

Group bookings are available, as well as custom training dates.

Training sessions are available by arrangement only. You need to be registered on **E-SERVICES** before attending.

E-mail: enquiries.bza@blum.com

Highly recommended for installers of Blum products

It is not worthwhile to supply products of the highest quality if they cannot be installed correctly, leading to the loss of guarantee.



Product training

Gain knowledge about all products, including new products.



Hands-on experience

Work with Blum products using real cabinet applications.



Installation

Use tools, templates and jigs and learn how to install correctly.



moving ideas

We believe that ideas can move the world. We offer innovative fittings, inspiring furniture concepts and appropriate services so that you can turn your creative ideas into reality. We are driven by your needs, international trends and our shared vision of a better quality of living. Let us work together to create moving ideas.



Quality of living

We would like you to enjoy greater convenience and functionality when using furniture.



Product range

Everything from a single source: our wide range of products allows you to keep up with today's and tomorrow's trends.



Inspiration

We monitor global trends and strive to create the solutions of tomorrow. We like to share our insights with you.



Innovation

We stay in motion. Curiosity and pioneering spirit drive us to develop new products and services for you.



Services

We support your daily operations with customised services tailored to your processes.



Quality

We continuously strive to improve our products, services and ourselves.



Trust

We take responsibility for partnerships, our employees, society and the environment.

Julius Blum started our journey in 1952 with horseshoe studs. Today we supply innovative fittings to customers in over 120 countries.



AVENTOS lift-systems



REVEGO display



TANDEMBOX SPACE TOWER




TANDEMBOX with ORGA-LINE



TANDEMBOX with ORGA-LINE



LEGRABOX with AMBIA-LINE



LEGRABOX with AMBIA-LINE



AVENTOS HF top



Blum Inspirations unit - Dressing room



Blum Inspirations unit - Living room



Blum Inspirations unit - Bathroom



Blum Inspirations unit - Laundry area

Blum South Africa (PTY) Ltd.

Johannesburg branch
12 Commerce Crescent
Sandown, Sandton
Johannesburg, 2144
Phone: +27 11 444 8118
Fax: +27 11 444 8117

Cape Town branch
Unit 10 Woodbridge Business Park
Koeberg Road
Milnerton, 7435
Phone: +27 21 555 2282
Fax: +27 21 555 2283

Gqeberha (Port Elizabeth) branch
32 6th Avenue
Walmer, 6065
Phone: +27 41 581 0219
Fax: +27 86 696 6067

Durban branch
Unit 6, 23 Riverhorse Road,
Riverhorse Valley,
Durban, 4017
Phone: +27 31 579 2620
Fax: +27 31 579 2044

E-mail: enquiries.bza@blum.com
www.blum.com

Julius Blum GmbH
Furniture Fittings Mfg.
6973 Höchst, Austria
Tel.: +43 5578 705-0
Fax: +43 5578 705-44
E-mail: info@blum.com
www.blum.com

Our sites in Austria, Poland and China are certified to the international standards mentioned below.
Our site in the USA is certified to ISO 9001.
Our site in Brazil is certified to ISO 9001, ISO 14001 and ISO 45001.

